

Standard Transmission & Transaxle Rebuild Kits

SECTION	PAGE
ACURA	1
AMC/EAGLE	2
CHRYSLER (Dodge, Plymouth)	3-8
FORD (Lincoln Mercury)	9-14
GENERAL MOTORS (Buick, Cadillac, Chevrolet, Geo, Oldsmobile, Pontiac)	15-22
HONDA	23-34
HYUNDAI	25
INFINITI	25
ISUZU	25-26
JEEP	27-28
KIA	28
LEXUS	28
MAZDA	29-30
MITSUBISHI	31-32
NISSAN	33-35
SATURN	36
SCION	36
STERLING	36
SUZUKI	36
TOYOTA	37-40

Standard Transmission Hard Parts

SECTION	PAGES
AISIN WARNER AX5 & AX15	44-45
BORGWARNER T5 WORLD CLASS	46-47
BORGWARNER T10	48-49
M5R1 - FORD RANGER/EXPLORER & M5R2 - FORD F150	50-53
MUNCIE M20/21/22	54-55
MUNCIE SM465 - GM TRUCK HEAVY DUTY	56-57
NEW PROCESS 435 - TRUCK - GM/FORD/DODGE	58-59
NEW VENTURE 3500 & GETRAG HM290 - 5LM60	60-61
NEW VENTURE 4500 - DODGE/GM TRUCK (CAST IRON CASE)	62-63
NISSAN - FS5R30A - TRUCK	64-65
NISSAN - FS5W71	66-67
TOYOTA W56 - TRUCK	68-69
ZF S5-42 FORD TRUCK	70-71
ZF S5-47 FORD TRUCK	70-71

Standard Transmission Miscellaneous

SECTION	PAGES
BUSHINGS - EXTENSION HOUSING	72-73
PILOT REPAIR	74
FLYWHEEL SHIMS	74

Transfer Case Rebuild Kits

SECTION	PAGE
TRANSFER CASE IDENTIFICATION AND ILLUSTRATION	76-77
CHRYSLER (Dodge, Plymouth)	78
DAIHATSU	78
FORD (Lincoln Mercury)	79-80
GENERAL MOTORS (Buick, Cadillac, Chevrolet, Geo, Oldsmobile, Pontiac)	81-84
INFINITI	84
ISUZU	84
JEEP	85-86
KIA	86
LEXUS	86
MAZDA	86
MITSUBISHI	86
NISSAN	87
RANGE ROVER	87
SUZUKI	87
TOYOTA	87

Transfer Case Miscellaneous

SECTION	PAGE
METAL CLAD SEALS	88-89
CLUTCH PACKS / PLATES (Frictions / Steels)	90
VISCOUS COUPLINGS	90
TRANSFER CASE BUSHINGS / BEARINGS	91
SHIFT SPACERS / BEARING UPDATE / ANTI-WEAR ITEMS	91
ADAPTER GASKETS	91

Differential Rebuild Kits

SECTION	PAGE
AMC/EAGLE	93-94
CHRYSLER (Dodge, Plymouth)	94-96
FORD (Lincoln Mercury)	97-99
GENERAL MOTORS (Buick, Cadillac, Chevrolet, Geo, Oldsmobile, Pontiac)	99-104
TOYOTA	105

Differential Hard Parts

SECTION	PAGE
CHRYSLER (Dodge, Plymouth)	106
FORD (Lincoln Mercury)	106-107
GENERAL MOTORS (Buick, Cadillac, Chevrolet, Geo, Oldsmobile, Pontiac)	107-110
TOYOTA	110

Differential Miscellaneous

SECTION	PAGE
DIFFERENTIAL FRICTIONS	110
AXLE BEARINGS	111-112
4X4 POSI-LOK	113

Kit Contents

STANDARD TRANSMISSION KIT CONTENTS

MK (Major Kit) refers to a kit containing the "MS" components plus synchro rings, synchro repair kits (where applicable) and other high wear components deemed necessary.

MS (Minor Kit) refers to a kit that mainly contains gaskets (where applicable), seals, bearings, and small parts (where applicable).

TRANSFER CASE KIT CONTENTS

MK (Major Rebuild Kit) contents, in general, will contain all Gaskets (or R.T.V.), Seals, O-rings, Metal Clad Seals, All Ball & Taper Type Bearings, Needle Type Washers, Loose Needle Bearings, and other needed items to rebuild the transfer case.

MS (Overhaul Kits) contain All Sealing Parts including Gaskets (or R.T.V.), Seals, O-rings, & Metal Clad Seals.

DIFFERENTIAL KIT CONTENTS

MS (Standard Bearing Kit) Includes: Bearings, Pinion Seal, O-Ring, Pinion Nut, Crush Sleeve, Gear Marking Compound (G.M.C.), Brush, Threadlocker and Silicone.

MK (Master Kit) Includes: Bearings, Pinion Seal, O-Ring, Pinion Nut, Crush Sleeve, Gear Marking Compound (G.M.C.), Brush, Threadlocker, Pinion Shims, Carrier Shims, Ring Gear Bolts and Silicone.

Abbreviations

2WD	Two Wheel Drive	M/S	Main Shaft
4x2	Two Wheel Drive	Man	Manual
4x4	Four Wheel Drive	N/A	Not Available
Alum	Aluminum	O/S	Output Shaft
AWD	All Wheel Drive	OAL	Overall Length
Brg	Bearing	OD	Outside Diameter
C/S	Counter Shaft	OE	Original Equipment
Cyl	Cylinder	Pc	Piece
Diff	Differential	PTO	Power Take-Off
Elec	Electric	R	Right
F O/S	Front Output Shaft (Transfer Case)	R O/S	Rear Output Shaft (Transfer Case)
FWD	Front Wheel Drive	R&P	Ring & Pinion
G.M.C.	Gear Marking Compound	R.G.	Ring Gear
HD	Heavy Duty	Req'd	Required
I/S	Input Shaft	Rev	Reverse
ID	Inside Diameter	RWD	Rear Wheel Drive
ID Groove	Identification Groove	Spd	Speed
ID Ring	Identification Ring	SPK	Small Parts Kit
IFS	Independent Front Suspension	Spl	Spline
Incl	Includes	Std	Standard
Int. Shaft	Intermediate Shaft	T	Tooth
Ir. / Al.	Iron / Aluminum	T/M	Transmission
IRS	Independent Rear Suspension	TOD	Torque-On-Demand
L	Left	w/	With
LSD	Limited Slip Differential	w/o	Without

Transmission Code Identification Tags

NISSAN TRANSMISSION IDENTIFICATION TAG

NISSAN MOTOR CO., LTD. JAPAN

形式 TYPE []
 タイプ TIPO []

CHASSIS NO. []
 NO. DE CHASS []

MODEL []
 MODELLO []

○ カラー COLOR TRIM []
 トリム COLOR GUARNICOM []

エンジン ENGINE []
 ジン MOTOR []

ミッション TRANS. AXLE []
 アクスル TRANS. EJE []

工場 PLANT
 PLANTA []

日産自動車株式会社 MADE IN JAPAN

MITSUBISHI TRANSMISSION IDENTIFICATION TAG

MITSUBISHI MOTOR CORPORATION

MODEL []

ENGINE [] EXT []

TRANS AXLE []

COLOR INT [] OPT []

Transmission Code

AC101207AB

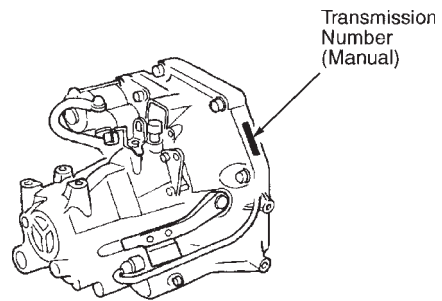
TOYOTA TRANSMISSION IDENTIFICATION TAG

MFD. BY TOYOTA MOTOR SALES U.S.A INC.
 INC. VEH. MFD. BY TOYOTA MOTOR CORP 08/88
 GVWR 1234LB GAWR 1234LB RR 1234LB
 THIS VEHICLE CONFORMS TO ALL APPLICABLE
 FEDERAL MOTOR VEHICLE SAFETY, BUMPER AND
 THEFT PREVENTION STANDARDS IN EFFECT IN
 08/88 JT5MA70L6GDD15204 PASS. CAR

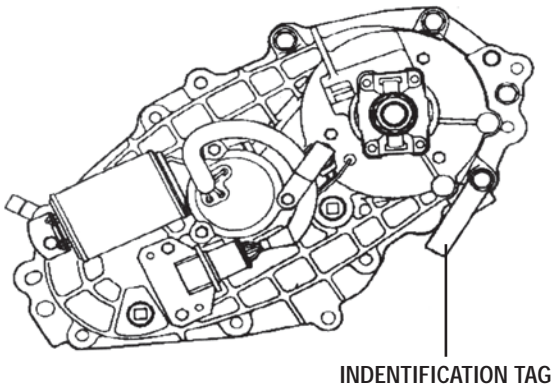
C/TR: 040/FD34 MODEL: VZV130L-BTPVFAB
 A/TM: G285/A340E MADE IN JAPAN

TRANSMISSION CODE


HONDA TRANSMISSION IDENTIFICATION TAG



BorgWarner TRANSFER CASE IDENTIFICATION TAG



NEW VENTURE TRANSFER CASE IDENTIFICATION TAG



(Please see Transfer Case section for exact IDENTIFICATION TAG details - p76).

MODEL #	SPD	YEAR	FWD/RWD	CASE	ENGINE	NOTES	KIT NO.	KIT NO. W/ RINGS
ACURA								
2.2CL								
S2A4	5	97	FWD	Alum.			MS180J	MK180J
2.3CL								
S2A8	5	98-99	FWD	Alum.			MS180J	MK180K
3.2CL								
Y2C6	6	2003	FWD	Alum.			MS183D	N / A
Integra								
A1	5	91	FWD	Alum.			MS182A	MK182D
CG	5	86-89	FWD	Alum.		Black Tin Cover Over 5th Gears	MS180A	MK180A
S1	5	90	FWD	Alum.			MS182A	MK182A
SS0	5	92-93	FWD	Alum.		4 Door	MS182B	MK182B
Y80, S80	5	94-98	FWD	Alum.	1.8L, V-TEC	Taper Diff Brg.	MS182C	MK182C
Y80, S80	5	98-Up	FWD	Alum.	1.8L, V-TEC	Ball Diff Brg.	MS182G	MK182G
Y80, S80	5	94-01	FWD	Alum.	1.8L	Ball Diff Brg.	MS182B	MK182B
YS1	5	92-93	FWD	Alum.	1.8L		MS182B	MK182B
YS1	5	92-93	FWD	Alum.	1.7L, V-TEC	3pc. 2nd Gear Synchro	MS182B	MK182E
Legend								
C3P4	5	88	FWD	Alum.			MS179	MK179
G3T4	5	89-90	FWD	Alum.			MS179	MK179
K4A6	5	91-95	FWD	Alum.			MS179B	MK179B
K4F6	6	93-95	FWD	Alum.		Coupe	MS179B	MK179B
NSX								
						No longer available	N / A	N / A
RSX								
W2M5	5	02-05	FWD	Alum.			MS183F	N / A
X2M5	6	02-05	FWD	Alum.			MS183F	N / A
TL								
	6	04-05	FWD	Alum.			MS183H	N / A
TSX								
ASU5	6	04-05	FWD	Alum.			MS183K	N / A
Vigor								
L3A3	5	92-94	FWD	Alum.			MS178	N / A

Transmission & Transaxle Rebuild Kits



MODEL #	SPD	YEAR	FWD/RWD	CASE	ENGINE	NOTES	KIT NO.	KIT NO. W/ RINGS
AMC/EAGLE								
Various Cars								
BWT10	4	65-74	RWD	Iron		BorgWarner	MS108	MK108
T4	4	82-84	4x4	Alum.			MS121	MK121
T5	5	82-85	4x4	Alum.			MS119	MK119
Summit								
F4M21	4	92	FWD		1.5L	Ball Diff Brgs.	MS157A	MK157A
F5M21	5	89-92	FWD		1.5L	Ball Diff Brgs. (3-4 Synchro Rings 30 Teeth)	MS157A	MK157A
F5M21	5	93-96	FWD		1.5L	Ball Diff Brgs. (3-4 Synchro Rings 36 Teeth)	MS157A	MK157D
F5M22	5	89-90	FWD		1.6L	Taper Diff Brgs.	MS157C	MK157F
F5M22	5	89-94	FWD		1.8L	Taper Diff Brgs.	MS157C	MK157F
F5M22	5	95-96	FWD		1.8L	Taper Diff Brgs. (Synchro Rev.)	MS157C	MK157F
F5M22	5	89-96	FWD		2.4L	Taper Diff Brgs.	MS157H	MK157H
W5M33	5	92-93	4x4		2.4L	Ball Diff Brgs. (Synchro Rev.)	MS151M	MK151M
W5M33	5	94-96	4x4		2.4L	Ball Diff Brgs. (Synchro Rev.)	MS151M	MK151N
Talon								
F5M22	5	90-92	FWD	Alum.	1.8L, 2.0L	3-4 Synchro Rings 30 T	MS157C	MK157F
F5M22	5	93-94	FWD	Alum.	1.8L, 2.0L	3-4 Synchro Rings 36 T, Synchro Reverse	MS157C	MK157R
F5MC1, NVT350,								
A578	5	95-98	FWD	Alum.	2.0L	Taper Diff Brgs. (3 Pc. 1-2 Synchro Rings.)	MS117J	MK117J
F5M33	5	90-93	FWD	Alum.	2.0L Turbo	Fiber Lined 1-2 Rings, Synchro Rev.	MS150P	MK150P
F5M33	5	94-98	FWD	Alum.	2.0L Turbo	Brass 1-2 Rings, Synchro Rev.	MS150P	MK150W
W5M33	5	90-4/91	4x4	Alum.	2.0L Turbo	Ball Diff Brgs. - (Fiber Lined 1-2 Rings, Synchro Rev.)	MS151M	MK151M
W5M33	5	5/91-5/92	4x4	Alum.	2.0L Turbo	Ball Diff Brgs. (Brass 1-2 Rings, Synchro Rev.)	MS151M	MK151N
W5M33	5	6/92-5/93	4x4	Alum.	2.0L Turbo	Ball Diff Brgs. (3 Pc. 2nd Synchro Ring - 24 Teeth 3-4 Rings, Synchro Rev.)	MS151M	MK151P
W5M33	5	6/93-98	4x4	Alum.	2.0L Turbo	Ball Diff Brgs. (3 Pc. 2nd Synchro Ring - 39 Teeth 3-4 Rings, Synchro Rev.)	MS151M	MK151Q
KM272		90-98				Transfer Case Section Only	N / A	MK5951C

MODEL #	SPD	YEAR	FWD/RWD	CASE	ENGINE	NOTES	KIT NO.	KIT NO. W/ RINGS
CHRYSLER (Dodge, Plymouth)								
Various Cars								
NP460	4	81-82	FWD	Alum.		1-4 Synchro Rings Same Size	MS117A	MK117
NP833	4	64-72	RWD	Iron		10 Bolt Side Cover	MS114A	MK114A
NP833	4	75-80	RWD	Ir. / Al.		10 Bolt Side Cover, 4 Speed w/ Overdrive	MS114B	MK114B
400								
NP460	4	82	FWD	Alum.		1-4 Synchro Rings Same Size	MS117A	MK117
NP465	5	83	FWD	Alum.			MS117A	MK117
600								
NP465	5	83	FWD	Alum.			MS117A	MK117
NP525	5	84	FWD	Alum.		1-2 Synchro Rings Larger than - 3-4 Synchro Rings	MS117A	MK117A
Avenger								
F5MC1, NVT350, A578	5	95-99	FWD	Alum.			MS117J	MK117J
Acclaim								
NP520	5	89	FWD	Alum.		RNU070618-6 Front O/S Brg.	MS117E	MK117E
NP520	5	89	FWD	Alum.		RNU070618-6 Front O/S Brg. - (3 Pc. 2nd Synchro Ring)	MS117E	MK117F
NP523	5	90-94	FWD	Alum.		07NU0720/23B Front O/S Brg.	MS117H	MK117H
NP568	5	91-93	FWD	Alum.		07NU0720/23B Front O/S Brg.	MS117H	MK117H
Aries								
NP460	4	81-83	FWD	Alum.		1-4 Synchro Rings Same Size	MS117A	MK117
NP460	4	84-85	FWD	Alum.		1-2 Synchro Rings Larger than 3-4 Synchro Rings	MS117A	MK117A
NP465	5	83	FWD	Alum.			MS117A	MK117
NP520	5	87-89	FWD	Alum.		RNU070618-6 Front O/S Brg.	MS117E	MK117E
NP520	5	87-89	FWD	Alum.		RNU070618-6 Front O/S Brg. - (3 Pc. 2nd Synchro Ring)	MS117E	MK117F
NP525	5	84-86	FWD	Alum.		1-2 Synchro Rings Larger than - 3-4 Synchro Rings	MS117A	MK117A
Breeze								
F5MC1, NVT350, A578	5	96-00	FWD	Alum.			MS117J	MK117J
Challenger								
KM131	5	79-83	RWD	2.0L		Stamped Steel Bottom Pan - (6207-N M/S Front Brg.)	MS150H	MK150H
KM131	5	79-83	RWD	2.6L		Stamped Steel Bottom Pan - (35BVV072 M/S Front Brg.)	MS150D	MK150D

Transmission & Transaxle Rebuild Kits



MODEL #	SPD	YEAR	FWD/RWD	CASE	ENGINE	NOTES	KIT NO.	KIT NO. W/ RINGS
CHRYSLER (Dodge, Plymouth)								
Charger								
NP460	4	83	FWD	Alum.		1-4 Synchro Rings Same Size	MS117A	MK117
NP460	4	84-86	FWD	Alum.		1-2 Synchro Rings Larger than 3-4 Synchro Rings	MS117A	MK117A
NP465	5	83	FWD	Alum.		1-5 Snchro Rings Same Size	MS117A	MK117
NP525	5	84-87	FWD	Alum.		1-2 Synchro Rings Larger than 3-4 Synchro Rings	MS117A	MK117A
Cirrus								
F5MC1,NVT350, A578	5	2000	FWD	Alum.			MS117J	MK117J
Colt								
KM160	4	82-84	FWD	Alum.	1.4L	Ball Diff Brgs. & Taper Int. Shaft Brgs.	MS151	MK151
KM161	4	85-86	FWD	Alum.	1.5L	Ball Diff Brgs. & Taper Int. Shaft Brgs.	MS151A	MK151A
KM200	4	87-89	FWD	Alum.	1.5L	Ball Diff Brgs. & Ball Int. Shaft Brgs.	MS157	MK157
F4M21	4	90-92	FWD	Alum.	1.6L	Ball Diff Brgs.	MS157A	MK157A
KM162	5	85-86	FWD	Alum.	1.5L	Ball Diff Brgs.	MS151	MK151
KM163	5	85-86	FWD	Alum.	1.6L	Taper Diff Brgs.	MS151B	MK151B
KM201	5	87-89	FWD	Alum.	1.5L	Taper Diff Brgs. (Small 30T 3-4 Synchro Rings)	MS157A	MK157A
KM206	5	87-89	FWD	Alum.	1.6L	Taper Diff Brgs. & Taper Int. Shaft Brgs.	MS157C	MK157F
KM210	5	89	FWD	Alum.	1.6L Turbo	Taper Diff Brgs. (7 Bolt Back Cover)	MS157E	MK157E
F5M21	5	90-91	FWD	Alum.	1.5L	Ball Diff Brgs. (3-4 Synchro Rings 30 Teeth)	MS157A	MK157A
F5M21	5	92-94	FWD	Alum.	1.5L	Ball Diff Brgs. (3-4 Synchro Rings 36 Teeth)	MS157A	MK157D
F5M22	5	90	FWD	Alum.	1.6L	Taper Diff Brgs.	MS157C	MK157F
F5M22	5	93-94	FWD	Alum.	1.8L	Taper Diff Brgs.	MS157C	MK157F
KM165	8	82-84	FWD	Alum.	1.4L	Ball Diff Brgs.	MS151	MK151
KM166	8	83-84	FWD	Alum.	1.6L	Taper Diff Brgs.	MS151B	MK151B
Colt Vista								
KM163	5	84-11/86	FWD	Alum.	2.0L		MS151B	MK151B
KM201	5	88-89	FWD	Alum.	1.5L	Taper Diff Brgs. (Small 30T 3-4 Synchro Rings)	MS157A	MK157A
KM206	5	11/86-89	FWD	Alum.	2.0L	Taper Diff Brgs. & Taper Int. Shaft Brgs.	MS157C	MK157F
F5M21	5	90	FWD	Alum.	1.5L	Ball Diff Brgs. (3-4 Synchro Rings 30 Teeth)	MS157A	MK157A
F5M22	5	90-94	FWD	Alum.	1.8L, 2.0L	Taper Diff Brgs.	MS157C	MK157F
F5M31	5	92-94	FWD	Alum.	2.4L		MS157E	MK157E
KM166	8	84	FWD	Alum.	2.0L	Taper Diff Brgs.	MS151B	MK151B
KM182	5	85-10/87	4x4	Alum.	2.0L	Transfer Case Components Not Included	MS156	MK156
KM182	5	10/87-91	4x4	Alum.	2.0L	Transfer Case Components Not Included	MS156	MK156A
KM221	5	89	4x4	Alum.	1.8L	7 Bolt Back Cover - Transfer Case Components Not Included	MS151F	MK151F
W5M31	5	90-93	4x4	Alum.	1.8L	Transfer Case Components Not Included	MS151F	MK151F
W5M33	5	92-94	4x4	Alum.	2.4L	Transfer Case Components Not Included	MS151H	MK151H
KM271		85-89				Transfer Case Section Only	N / A	MK5951
KM272		89-94				Transfer Case Section Only	N / A	MK5951C
Conquest								
KM132-M	5	84-86	RWD	Alum.		Without Intercooler	MS150X	MK150X
KM132-N	5	85-86	RWD	Alum.		With Intercooler, Steel Bottom Pan - (TMSC0788 I/S Brg.) w/ Snap Ring	MS150Y	MK150Y

MODEL #	SPD	YEAR	FWD/RWD	CASE	ENGINE	NOTES	KIT NO.	KIT NO. W/ RINGS
CHRYSLER (Dodge, Plymouth)								
Dakota								
AX15	5	92-99	2/4WD	Alum.	4 Cyl. & V6	Aisin Warner 3 Pc. Case & 7 Bolt Front Retainer	MS160L	MK160L
1500	5	99-02	2WD	Alum.	2.5L	New Venture 2 Pc. Case (30mm ID Input Shaft Brg.)	MS133J	MK133J
NV2500, 535	5	87-92	2/4WD	Alum.	4 Cyl. & V6	New Venture 2 Pc. Case (35mm ID Input Shaft Brg.)	MS122	MK122
NV2500, 535	5	88-93	2/4WD	Alum.	V8	New Venture 2 Pc. Case (35mm ID Input Shaft Brg.) (35mm ID Input Shaft Brg.)	MS122	MK122
NV3500	5	94-96	2/4WD	Alum.	V8	New Venture 2 Pc. Case & 6 Bolt Front Retainer	MS133B	MK133B
NV3500	5	97-02	2/4WD	Alum.	V8	New Venture 2 Pc. Case & 6 Bolt Front Retainer	MS133B	MK133G
NV3500	5	00-02	2/4WD	Alum.	V6	New Venture 2 Pc. Case & 6 Bolt Front Retainer	MS133B	MK133G
Daytona								
NP525	5	84-86	FWD	Alum.		1-2 Synchro Rings Larger than 3-4 Synchro Rings	MS117A	MK117A
NP520	5	87-89	FWD	Alum.		RNU070618-6 Front O/S Brg.	MS117E	MK117E
NP520	5	87-89	FWD	Alum.		RNU070618-6 Front O/S Brg. - (3 Pc. 2nd Synchro Ring)	MS117E	MK117F
NP555	5	87-89	FWD	Alum.		RNU070618-6 Front O/S Brg.	MS117E	MK117E
NP555	5	87-89	FWD	Alum.		RNU070618-6 Front O/S Brg. - (3 Pc. 2nd Synchro Ring)	MS117E	MK117F
NP523	5	90-93	FWD	Alum.		07NU0720/23B Front O/S Brg.	MS117H	MK117H
NP543	5	90-93	FWD	Alum.		07NU0720/23B Front O/S Brg.	MS117H	MK117H
NP568	5	90-93	FWD	Alum.		07NU0720/23B Front O/S Brg.	MS117H	MK117H
Horizon								
NP460	4	81-83	FWD	Alum.		1-4 Synchro Rings Same Size	MS117A	MK117
NP460	4	84-86	FWD	Alum.		1-2 Synchro Rings Larger than 3-4 Synchro Rings	MS117A	MK117A
NP465	5	83	FWD	Alum.		1-5 Snchro Rings Same Size	MS117A	MK117
NP525	5	84-90	FWD	Alum.		1-2 Synchro Rings Larger than 3-4 Synchro Rings	MS117A	MK117A
Lancer								
NP525	5	85-86	FWD	Alum.		1-2 Synchro Rings Larger than 3-4 Synchro Rings	MS117A	MK117A
NP520	5	87-89	FWD	Alum.		RNU070618-6 Front O/S Brg.	MS117E	MK117E
NP520	5	87-89	FWD	Alum.		RNU070618-6 Front O/S Brg. - (3 Pc. 2nd Synchro Ring)	MS117E	MK117F
Laser								
NP525	5	84-86	FWD	Alum.		1-2 Synchro Rings Larger than 3-4 Synchro Rings	MS117A	MK117A
F5M22	5	90-92	FWD	Alum.	1.8L, 2.0L	3-4 Synchro Rings 30 Teeth	MS157C	MK157F
F5M22	5	93-94	FWD	Alum.	1.8L, 2.0L	3-4 Synchro Rings 36 Teeth, Synchro Rev.	MS157C	MK157R
F5M33	5	90-94	FWD	Alum.	2.0L Turbo	Taper Diff Brgs. - (Fiber Lined 1-2 Rings, Synchro Rev.)	MS150P	MK150P
W5M33	5	90-94	4x4	Alum.	2.0L Turbo	Ball Diff Brgs. (Fiber Lined 1-2 Rings, Synchro Rev.)	MS151M	MK151M
KM272		90-94		Alum.		Transfer Case Section Only	N / A	MK5951C

Transmission & Transaxle Rebuild Kits



MODEL #	SPD	YEAR	FWD/RWD	CASE	ENGINE	NOTES	KIT NO.	KIT NO. W/ RINGS
CHRYSLER (Dodge, Plymouth)								
LeBaron								
NP460	4	82-83	FWD	Alum.		1-4 Synchro Rings Same Size	MS117A	MK117
NP520	5	87-89	FWD	Alum.		RNU070618-6 Front O/S Brg.	MS117E	MK117E
NP520	5	87-89	FWD	Alum.		RNU070618-6 Front O/S Brg. (3 Pc. 2nd Synchro Ring)	MS117E	MK117F
NP525	5	84-86	FWD	Alum.		1-2 Synchro Rings Larger than 3-4 Synchro Rings	MS117A	MK117A
NP543	5	90-93	FWD	Alum.		07NU0720/23B Front O/S Brg.	MS117H	MK117H
NP568	5	90-93	FWD	Alum.		07NU0720/23B Front O/S Brg.	MS117H	MK117H
Neon								
F5MC1,NVT350, A578	5	95-00	FWD	Alum.		Except Assy #4668604AD	MS117J	MK117J
F5MC1,NVT350, A578	5	00-04	FWD	Alum.		Including Assy #4668604AD	MS117L	MK117L
T850	5	03-Up	FWD	Alum.		SRT-4	MS134B	MK134B
Omni								
NP460	4	81-83	FWD	Alum.		1-4 Synchro Rings Same Size	MS117A	MK117
NP460	4	84-86	FWD	Alum.		1-2 Synchro Rings Larger than 3-4 Synchro Rings	MS117A	MK117A
NP465	5	83	FWD	Alum.		1-5 Synchro Rings Same Size	MS117A	MK117
NP525	5	84-90	FWD	Alum.		1-2 Synchro Rings Larger than 3-4 Synchro Rings	MS117A	MK117A
Ram Charger								
435	4	80-87	2/4WD	Iron		Alum. Shift Cover (Tapered I/S Brg.)	MS110E	MK110E
435	4	88-91	2/4WD	Iron		Alum. Shift Cover (Ball I/S Brg.)	MS110D	MK110D
NV4500	5	92	2/4WD	Iron		Alum. Shift Cover (Tapered I/S Brg.) Casting # 18157/23167	MS133H	MK133H
Rampage								
NP460	4	82-83	FWD	Alum.		1-4 Synchro Rings Same Size	MS117A	MK117
Reliant								
NP460	4	81-83	FWD	Alum.		1-4 Synchro Rings Same Size	MS117A	MK117
NP460	4	84-85	FWD	Alum.		1-2 Synchro Rings Larger than 3-4 Synchro Rings	MS117A	MK117A
NP465	5	83	FWD	Alum.		1-5 Synchro Rings Same Size	MS117A	MK117
NP520	5	87-89	FWD	Alum.		RNU070618-6 Front O/S Brg.	MS117E	MK117E
NP520	5	87-89	FWD	Alum.		RNU070618-6 Front O/S Brg. (3 Pc. 2nd Synchro Ring)	MS117E	MK117F
NP525	5	84-86	FWD	Alum.		1-2 Synchro Rings Larger than 3-4 Synchro Rings	MS117A	MK117A
Sapporo								
KM131	5	79-83	RWD		2.0L	Stamped Steel Bottom Pan (6207-N M/S Front Brg.)	MS150H	MK150H
KM131	5	79-83	RWD		2.6L	Stamped Steel Bottom Pan (35BVV072 M/S Front Brg.)	MS150D	MK150D
Scamp								
NP460	4	82-83	FWD	Alum.		1-4 Synchro Rings Same Size	MS117A	MK117

MODEL #	SPD	YEAR	FWD/RWD	CASE	ENGINE	NOTES	KIT NO.	KIT NO. W/ RINGS
CHRYSLER (Dodge, Plymouth)								
Sebring								
F5MC1, NVT350,								
A578	5	95-00	FWD	Alum.			MS117J	MK117J
F5M42	5	03-Up	FWD	Alum.	L4 Cyl.		MS151J	MK151J
F5M51	5	01-03	FWD	Alum.	V-6		MS151K	MK151K
Shadow								
NP520	5	87-89	FWD	Alum.		RNU070618-6 Front O/S Brg.	MS117E	MK117E
NP520	5	87-89	FWD	Alum.		RNU070618-6 Front O/S Brg. - (3 Pc. 2nd Synchro Ring)	MS117E	MK117F
NP525	5	87	FWD	Alum.		1-2 Synchro Rings Larger than 3-4 Synchro Rings	MS117A	MK117A
NP523	5	90-94	FWD	Alum.		07NU0720/23B Front O/S Brg.	MS117H	MK117H
NP568	5	90-91	FWD	Alum.		07NU0720/23B Front O/S Brg.	MS117H	MK117H
NP543	5	92-94	FWD	Alum.		07NU0720/23B Front O/S Brg.	MS117H	MK117H
Spirit								
NP520	5	89	FWD	Alum.		RNU070618-6 Front O/S Brg.	MS117E	MK117E
NP520	5	89	FWD	Alum.		RNU070618-6 Front O/S Brg. - (3 Pc. 2nd Synchro Ring)	MS117E	MK117F
NP523	5	90-94	FWD	Alum.		07NU0720/23B Front O/S Brg.	MS117H	MK117H
NP568	5	91-93	FWD	Alum.		07NU0720/23B Front O/S Brg.	MS117H	MK117H
Stealth								
F5M33	5	4/90-11/90	FWD	Alum.	3.0L	Fiber Lined 1-2 Rings	MS150P	MK150P
F5M33	5	12/90-4/91	FWD	Alum.	3.0L	Brass 1-2 Rings	MS150P	MK150R
F5M33	5	5/91-5/92	FWD	Alum.	3.0L	3 Piece 2nd Ring	MS150P	MK150S
F5M33	5	6/92-4/93	FWD	Alum.	3.0L	3 Piece 2nd Ring	MS150P	MK150V
F5M33	5	5/93-96	FWD	Alum.	3.0L	3 Piece 2nd Ring	MS150P	MK150W
W5MG1	5	91-93	4x4	Alum.	3.0L Turbo		MS156E	N / A
W6MG1	6	94-96	4x4	Alum.	3.0L Turbo		MS156E	N / A
W5MG1		91-93	4x4	Alum.		Transfer Case Section Only 25 Spline O/S	MS156R	N / A
W5MG1		91-93	4x4	Alum.		Transfer Case Section Only 18 Spline O/S	MS156T	N / A
Stratus								
F5MC1, NVT350,								
A578	5	95-00	FWD	Alum.			MS117J	MK117J
F5M42	5	01-Up	FWD	Alum.	In Line 4 Cyl.		MS151J	MK151J
F5M51	5	01-Up	FWD	Alum.	V-6		MS151K	MK151K
T850	5	02-Up	FWD	Alum.	V-6		MS134B	MK134B
Sundance								
NP520	5	87-89	FWD	Alum.		RNU070618-6 Front O/S Brg.	MS117E	MK117E
NP520	5	87-89	FWD	Alum.		RNU070618-6 Front O/S Brg. - (3 Pc. 2nd Synchro Ring)	MS117E	MK117F
NP523	5	90-94	FWD	Alum.		07NU0720/23B Front O/S Brg.	MS117H	MK117H
NP525	5	87	FWD	Alum.		1-2 Synchro Rings Larger than 3-4 Synchro Rings	MS117A	MK117A
NP543	5	92-94	FWD	Alum.		07NU0720/23B Front O/S Brg.	MS117H	MK117H
NP568	5	90-91	FWD	Alum.		07NU0720/23B Front O/S Brg.	MS117H	MK117H

Transmission & Transaxle Rebuild Kits



MODEL #	SPD	YEAR	FWD/RWD	CASE	ENGINE	NOTES	KIT NO.	KIT NO. W/ RINGS
CHRYSLER (Dodge, Plymouth)								
Turismo								
NP460	4	83	FWD	Alum.		1-4 Snchro Rings Same Size	MS117A	MK117
NP460	4	84-86	FWD	Alum.		1-2 Synchro Rings Larger than 3-4 Synchro Rings	MS117A	MK117A
NP465	5	83	FWD	Alum.		1-5 Snchro Rings Same Size	MS117A	MK117
NP525	5	84-87	FWD	Alum.		1-2 Synchro Rings Larger than 3-4 Synchro Rings	MS117A	MK117A
Truck (Full Size 1/2, 3/4 & 1 Ton)								
NP435	4	62-65	2/4WD	Iron		Alum. Shift Cover (Ball I/S Brg.)	MS110D	MK110D
NP435	4	65-86	2/4WD	Iron		Alum. Shift Cover (Tapered I/S Brg.)	MS110E	MK110E
NP435	4	86-91	2/4WD	Iron		Alum. Shift Cover (Ball I/S Brg.)	MS110D	MK110D
NP833	4	76-90	2/4WD	Ir. / Al.		10 Bolt Side Cover - I/S & O/S Brg. 35x90x21	MS114D	MK114D
G360	5	88-93	2/4WD	Iron	Diesel	Getrag w/ Cummins Diesel Engine	MS132M	MK132M
G360	5	88-93	2/4WD	Iron	Diesel	Getrag w/ Cummins Diesel Engine, - Kit Includes M/S Needles	MS132N	MK132N
NV3500	5	94-96	2/4WD	Alum.		1 pc. Case & Bellhousing (Synchronized Rev.)	MS133B	MK133B
NV3500	5	97-02	2/4WD	Alum.		1 pc. Case & Bellhousing (Synchronized Rev., - 3 Piece 2nd Synchro)	MS133B	MK133G
NV4500, MT8	5	92-Up	2/4WD	Iron	Gas /Diesel	Casting # - 18157	MS133H	MK133H
NV4500, MT8	5	92-96	2/4WD	Iron	Gas /Diesel	Kit Includes M/S Needles & Small Parts Kit, Casting # - 18157	MS133C	MK133C
NV4500, MT8	5	97-Up	2/4WD	Iron	Gas /Diesel	Kit Includes M/S Needles & Small Parts Kit, Casting # - 18157	MS133E	MK133E
NV5600	6	98-00	2/4WD	Iron	Diesel		MS133K	N / A
NV5600	6	01-Up	2/4WD	Iron	Diesel		MS133K	N / A
Van (1/2 & 3/4 Ton)								
NP833	4	76-87	2WD	Ir. / Al.		10 Bolt Side Cover - I/S & O/S Brg. 35x90x21	MS114D	MK114D
NP833	4	88-89	2WD	Ir. / Al.	V8	10 Bolt Side Cover - I/S & O/S Brg. 35x90x21	MS114D	MK114D
NV2500, 535	5	88-91	2WD	Alum.	V6	New Venture 2 Pc. Case (35mm ID Input Shaft Brg.)	MS122	MK122
AX15	5	92-93	2WD	Alum.	V6	Aisin Warner 3 Pc. Case & 7 Bolt Front Retainer	MS160L	MK160L
Viper								
T56	6	92-Up	RWD	Alum.		Borg Warner, Casting # - 1386	MS201	MK201

MODEL #	SPD	YEAR	FWD/RWD	CASE	ENGINE	NOTES	KIT NO.	KIT NO. W/ RINGS
FORD (Lincoln Mercury)								
Various Cars								
TREMEC								
RAB, RAC, RAN, RAT, HEF	3	65-82	RWD	Iron		9 Bolt Top Cover (36T 1st Ring, 33T 2nd & 3rd)	MS113	MK113
RAB, RAC, RAN, RAT, HEF	3	65-82	RWD	Iron		9 Bolt Top Cover (36T Synchro Rings)	MS113	MK113C
MTX4	4	80-82	FWD	Alum.		Codes RGT	MS123	MK123
RUG/HEH	4	64-73	RWD	Iron		"Top Loader" 10 Bolt Top Cover	MS116A	MK116A
RUG/HEH	4	64-73	RWD	Iron		"Top Loader" 10 Bolt Top Cover (w/ Max-Type Brgs.)	MS116M	MK116M
RUG	4	78-81	RWD	Iron		"Top Loader" 10 Bolt Top Cover, 4 spd w/ OD	MS116B	MK116B
SROD	4	81-82	RWD	Alum.		"Top Loader" 10 Bolt Top Cover, 4 spd w/ OD	MS116B	MK116D
BWT10	4	57-65	RWD	Iron		7/8" Countershaft w/ Thrust Brg. - 2nd Gear	MS108E	MK108E
BWT10	4	66-69	RWD	Iron		7/8" Countershaft w/o Thrust Brg. - 2nd Gear	MS108	MK108
3550	5	All	RWD	Alum.		Tremec Replacement for T-5 World Class	MS310	MK310
Aerostar								
M5R1	5	88-95	RWD	Alum.		Includes Early (36 T) and Late (30T) - 5th/Rev Synchros	MS129B	MK129F
TK5L	5	86-87	RWD	Alum.		14 Bolt Bottom Pan 42 Teeth Synchro Rings - (Codes E67A, E757A)	MS129	MK129A
Aspire								
Aspire	5	94-97	FWD	Alum.			MS131	N / A
Bronco								
NP435	4	83-87	2/4WD	Iron		Alum. Top Cover	MS110F	MK110F
RUG	4	83	2/4WD	Iron		"Top Loader" 10 Bolt Top Cover Steel Forks	MS116C	MK116
RTS	4	85-87	4x4	Alum.		"Top Loader" 10 Bolt Top Cover Alum. Forks	MS116C	MK116C
T18	4	83-86	2/4WD	Iron		20mm Wide I/S Brg., Casting # - 13-01	MS120	MK120
T18	4	87-91	2/4WD	Iron		23mm Wide I/S Brg., Casting # - 13-01	MS120B	MK120B
M5R2	5	88-96	2/4WD	Alum.		Includes Early (42T) and Late (33T) - 5th/Rev Synchros	MS129C	MK129E
Bronco II								
TK4	4	83-84	2/4WD	Alum.		14 Bolt Bottom Pan	MS128	MK128
FM145	5	86-87	2/4WD	Alum.		12 Bolt Bottom Pan	MS150L	MK150M
FM146	5	88-90	2/4WD	Alum.		12 Bolt Bottom Pan, Synchronized Rev.	MS150L	MK150M
M5R1	5	88-90	2/4WD	Alum.		Includes Early (36T) and Late (30T) - 5th/Rev Synchros	MS129B	MK129F
TK5	5	84-85	2/4WD	Alum.		14 Bolt Bottom Pan 30 Teeth Synchro Rings - (Codes E37A, E47A, E57A)	MS129	MK129
TK5L	5	86	2/4WD	Alum.		14 Bolt Bottom Pan 42 Teeth Synchro Rings - (Codes E67A, E757A)	MS129	MK129A

Model Abbreviation	Identification
BWT10 = BorgWarner T10 T5 WC = T5 World Class (Casting # 1352)	T5 uses Ball Bearings on countershaft T5 WC uses Taper Bearings on countershaft

MODEL #	SPD	YEAR	FWD/RWD	CASE	ENGINE	NOTES	KIT NO.	KIT NO. W/ RINGS
FORD (Lincoln Mercury)								
Capri								
RUG	4	80-83	RWD	Iron		"Top Loader" 10 Bolt Top Cover	MS116B	MK116B
RAP	5	81-83	RWD	Alum.		10 Bolt Top Cover	MS124G	NA
T5	5	83-84	RWD	Alum.		LM48548/10 I/S Brg. & Cylindrical C/S Brgs.	MS119	MK119
CAP5	5	91-94	FWD	Alum.	Non-Turbo		MS141D	MK141D
CAP5	5	91-94	FWD	Alum.	Turbo		MS141A	MK141A
Contour								
MTX5	5	95-00	FWD	Alum.		6 Bolt Shift Tower	MS334	N / A
Cougar								
T5	5	84	RWD	Alum.	4 Cyl.	LM48548/10 I/S Brg. & Cylindrical C/S Brgs.	MS119	MK119
T5 WC	5	85-86	RWD	Alum.	4 Cyl.	LM48548/10 I/S Brg. & Taper C/S Brgs.	MS119D	MK119K
MTX5	5	95-Up	FWD	Alum.		6 Bolt Shift Tower	MS334	N / A
Escort								
MTX4	4	81-84	FWD	Alum.			MS123	MK123
MTX4	4	85	FWD	Alum.	1.6L, 1.9L	Trans ID RGT	MS123	MK123
MTX4	4	85	FWD	Alum.	1.9L	Trans ID RJS	MS123A	MK123A
MTX4	4	86-90	FWD	Alum.			MS123A	MK123A
MTX5	5	83-90	FWD	Alum.			MS123B	N / A
MTX5	5	91-96	FWD	Alum.	1.8L	Taper I/S Brg.	MS141A	MK141A
MTX5	5	91-11/93	FWD	Alum.	1.9L	I/S Ball Brg. Has 25.4mm I.D.	MS141D	MK141D
MTX5	5	11/93-96	FWD	Alum.	1.9L	I/S Ball Brg. Has 25.0mm I.D.	MS141G	MK141G
MTX5	5	98-00	FWD	Alum.	2.0L		MS141A	MK141A
EXP								
MTX4	4	82-83	FWD	Alum.			MS123	MK123
MTX5	5	83-88	FWD	Alum.			MS123B	N / A
Explorer								
M5R1	5	91-00	2/4WD	Alum.		Includes Early (36T) and Late (30T) 5th/Rev Synchronos	MS129B	MK129F
M5R1	5	01-Up	2/4WD	Alum.			MS129B	MK129M
M5R4	5	02-03	2/4WD	Alum.		End-Loaded Case	MS129N	MK129N
Explorer Sport / Trac								
M5R1	5	01-Up	2/4WD	Alum.			MS129B	MK129M
Festiva								
Festiva 4	4	88-89	FWD	Alum.			MS131	N / A
Festiva 5	5	89-93	FWD	Alum.			MS131	N / A
Focus								
MTX5	5	00-03	FWD	Alum.	SOHC		MS334C	MK334C
MTX5	5	00-03	FWD	Alum.	DOHC	6 Bolt Shift Tower	MS334	N / A

MODEL #	SPD	YEAR	FWD/RWD	CASE	ENGINE	NOTES	KIT NO.	KIT NO. W/ RINGS
FORD (Lincoln Mercury)								
Granada								
RUG	4	78-81	RWD	Iron		"Top Loader" 10 Bolt Top Cover, 4 speed w/ OD	MS116B	MK116B
SROD	4	81-84	RWD	Alum.		"Top Loader" 10 Bolt Top Cover, 4 speed w/ OD	MS116B	MK116D
LN7								
MTX4	4	83	FWD	Alum.			MS123	MK123
Lynx								
MTX4	4	83-84	FWD	Alum.			MS123	MK123
MTX4	4	85	FWD	Alum.	1.6L, 1.9L	Trans ID RGT	MS123	MK123
MTX4	4	85	FWD	Alum.	1.9L	Trans ID RJS	MS123A	MK123A
MTX4	4	86-87	FWD	Alum.			MS123A	MK123A
MTX5	5	83-87	FWD	Alum.			MS123B	NA
Mustang								
RUG	4	83	RWD	Iron		"Top Loader" 10 Bolt Top Cover, 4 speed w/ OD	MS116B	MK116B
RAP	5	83	RWD	Alum.		10 Bolt Top Cover	MS124G	NA
T5	5	83-84	RWD	Alum.	4, 6, 8 Cyl.	LM48548/10 I/S Brg. & Cylindrical C/S Brgs.	MS119	MK119
T5 WC	5	85-86	RWD	Alum.	4, 6 Cyl.	LM48548/10 I/S Brg. & Taper C/S Brgs.	MS119D	MK119K
T5 WC	5	85-95	RWD	Alum.	8 Cyl.	LM48548/10 I/S Brg. & Taper C/S Brgs.	MS119D	MK119K
T5 WC	5	87-93	RWD	Alum.	4 Cyl.	M88048/10 I/S Brg	MS119E	MK119E
T5 WC	5	93-95	RWD	Alum.	V8	Taper Pilot Brg., Cobra	MS119F	MK119F
T5 WC	5	94-04	RWD	Alum.	6 Cyl.	LM48548/10 I/S Brg. & Taper C/S Brgs.	MS119D	MK119K
T45	5	96-02	RWD	Alum.	V8	GT, Casting # - 1381	MS312	MK312
T45	5	96-00	RWD	Alum.	V8	Cobra, Casting # - 1381	MS312	MK312
TR-3650	5	01	RWD	Alum.	V8	Cobra	MS136B	MK136B
TR-3650	5	02-Up	RWD	Alum.	V8	GT, Bullitt, Mach-1	MS136B	MK136B
T56	6	02-Up	RWD	Alum.	V8	Cobra, Casting # - 1386	MS201	MK201
Mystique								
MTX5	5	95-Up	FWD	Alum.		6 Bolt Shift Tower	MS334	N / A
Pinto								
RUG	4	78-81	RWD	Iron		"Top Loader" 10 Bolt Top Cover , 4 spd w/ OD	MS116B	MK116B
SROD	4	81-84	RWD	Alum.		"Top Loader" 10 Bolt Top Cover , 4 spd w/ OD	MS116B	MK116D
Probe								
PR5	5	88-92	FWD	Alum.	2.2L, 3.0L	With 32008 Diff Brgs.	MS141A	MK141A
PR5	5	89-92	FWD	Alum.	2.2L Turbo	With 32009 Diff Brgs.	MS141B	MK141B
PR5	5	93-97	FWD	Alum.	2.0L & 2.5L	With 32008 Diff Brgs.	MS141A	MK141A

Transmission & Transaxle Rebuild Kits



MODEL #	SPD	YEAR	FWD/RWD	CASE	ENGINE	NOTES	KIT NO.	KIT NO. W/ RINGS
FORD (Lincoln Mercury)								
Ranger								
TK4	4	83-84	2/4WD	Alum.	Gas	14 Bolt Bottom Pan	MS128	MK128
TK4D	4	82-87	2/4WD	Alum.	Diesel	14 Bolt Bottom Pan	MS128D	MK128D
FM145	5	86-87	4x4	Alum.		12 Bolt Bottom Pan	MS150L	MK150M
FM146	5	88-92	4x4	Alum.		12 Bolt Bottom Pan, Synchronized Rev.	MS150L	MK150M
FM132	5	85-92	2WD	Alum.		12 Bolt Bottom Pan	MS150L	MK150
M5R1	5	87-00	2/4WD	Alum.		Includes Early (36T) & Late (30T) 5th/Rev Synchros	MS129B	MK129F
M5R1	5	01-Up	2/4WD	Alum.		Mazda M50D	MS129B	MK129M
TK5	5	83-85	2/4WD	Alum.	Gas	14 Bolt Bottom Pan 30T Synchro Rings - (Codes E37A, E47A, E57A)	MS129	MK129
TK5D	5	83-86	2/4WD	Alum.	Diesel	14 Bolt Bottom Pan	MS129G	MK129G
TK5L	5	86-87	2/4WD	Alum.	Gas	14 Bolt Bottom Pan 42T Synchro Rings - (Codes E67A, E757A)	MS129	MK129A
Thunderbird								
T5	5	83-84	RWD	Alum.	4 Cyl.	LM48548/10 I/S Brg. & Clindrical C/S Brgs.	MS119	MK119
T5 WC	5	85-88	RWD	Alum.	4 Cyl.	LM48548/10 I/S Brg. & Taper C/S Brgs.	MS119D	MK119K
RKE	5	89-95	RWD	Alum.		Mazda M5R2 or M50D	MS129D	MK129D
Tracer								
TR5	5	88-89	FWD	Alum.	1.6L		MS141	MK141
TR5A	5	91-96	FWD	Alum.	1.8L		MS141A	MK141A
TR5B	5	91-96	FWD	Alum.	1.9L		MS141D	MK141D
TR5C	5	97-99	FWD	Alum.	2.0L		MS141A	MK141A
Trucks, Vans & SUVs								
TREMEC								
RAB, RAC, RAN, RAT, HEF	3	65-82	2/4WD			1st Ring Larger than 2nd & 3rd	MS113	MK113
RAB, RAC, RAN, RAT, HEF	3	65-82	2/4WD			All Rings Same Size	MS113	MK113C
NP435	4	64-82	2/4WD	Iron		Alum. Top Cover	MS110F	MK110F
RUG	4	77-82	2/4WD	Iron		"Top Loader" 10 Bolt Top Cover Steel Forks	MS116C	MK116
SROD	4	81-82	2/4WD	Alum.		"Top Loader" 10 Bolt Top Cover Brass Forks	MS116C	MK116C
T18	4	65-82	2/4WD	Iron		20mm Wide I/S Brg., Casting # - 13-01	MS120	MK120
T18	4	65-82	2/4WD	Iron		23mm Wide I/S Brg., Casting # - 13-01	MS120B	MK120B
T19	4	68-82	2/4WD	Iron		20mm Wide I/S Brg., Casting # - 13-09	MS120A	MK120A
T19	4	68-82	2/4WD	Iron		23mm Wide I/S Brg., Casting # - 13-09	MS120C	MK120C
T19D	4	80-82	2/4WD	Iron		Tapered I/S Brg., Casting # - 13-09	MS120D	MK120D

Note: M50D designation is M5R1, M5R2, RKE.

MODEL #	SPD	YEAR	FWD/RWD	CASE	ENGINE	NOTES	KIT NO.	KIT NO. W/ RINGS
FORD (Lincoln Mercury)								
Truck 1/2 Ton								
TREMEC								
RAB, RAC, RAN, RAT, HEF	3	83-86	2/4WD			1st Ring Larger than 2nd & 3rd	MS113	MK113
RAB, RAC, RAN, RAT, HEF	3	83-86	2/4WD			All Rings Same Size	MS113	MK113C
NP435	4	83-87	2/4WD	Iron		Alum. Top Cover	MS110F	MK110F
T18	4	83-93	2/4WD	Iron		20mm Wide I/S Brg., Casting # - 13-01	MS120	MK120
T18	4	83-93	2/4WD	Iron		23mm Wide I/S Brg., Casting # - 13-01	MS120B	MK120B
RUG	4	83-87	2/4WD	Iron		"Top Loader" 10 Bolt Top Cover Steel Forks	MS116C	MK116
RTS	4	83-87	2/4WD	Alum.		"Top Loader" 10 Bolt Top Cover Alum. Forks	MS116C	MK116C
M5R2	5	87-98	2/4WD	Alum.		Includes Early (42T) and Late (33T) - 5th/Rev Synchronos	MS129C	MK129E
M5R2	5	99-Up	2/4WD	Alum.		3 Pc 2nd Synchro Ring, (Synchro Rev.)	MS129C	MK129K
Truck 3/4 Ton								
TREMEC								
RAB, RAC, RAN, RAT, HEF	3	83-86	2/4WD			1st Ring Larger than 2nd & 3rd	MS113	MK113
RAB, RAC, RAN, RAT, HEF	3	83-86	2/4WD			All Rings Same Size	MS113	MK113C
NP435	4	83-87	2/4WD	Iron		Alum. Top Cover	MS110F	MK110F
T18	4	83-93	2/4WD	Iron		20mm Wide I/S Brg., Casting # - 13-01	MS120	MK120
T18	4	83-93	2/4WD	Iron		23mm Wide I/S Brg., Casting # - 13-01	MS120B	MK120B
T19	4	83-93	2/4WD	Iron		20mm Wide I/S Brg., Casting # - 13-09	MS120A	MK120A
T19	4	83-93	2/4WD	Iron		23mm Wide I/S Brg., Casting # - 13-09	MS120C	MK120C
T19D	4	83-93	2/4WD	Iron		Tapered I/S Brg.	MS120D	MK120D
M5R2	5	87-98	2/4WD	Alum.		Includes Early (42T) and Late (33T) - 5th/Rev Synchronos	MS129C	MK129E
M5R2	5	99-Up	2/4WD	Alum.		3 Pc 2nd Synchro Ring, Synchro Rev.	MS129C	MK129K
ZF								
S5-42	5	88-95	2/4WD	Alum.			MS125	MK125
S5-42	5	88-95	2/4WD	Alum.		Kit Includes Mainshaft Needles	MS125B	MK125B
S5-47	5	96-97	2/4WD	Alum.			MS125	MK125C
S5-47	5	96-97	2/4WD	Alum.		Kit Includes Mainshaft Needles	MS125B	MK125A
S5-47M	5	98-Up	2/4WD	Alum.			MS125	MK125C
S5-47M	5	98-Up	2/4WD	Alum.		Kit Includes Mainshaft Needles	MS125B	MK125A
S5-42 / S5-47/ S5-47M	5	88-Up	2/4WD	Alum.		Brake Drum Section	MS125D	N / A
S6-650	6	99-Up	2/4WD	Alum.			MS125E	MK125E

Transmission & Transaxle Rebuild Kits



MODEL #	SPD	YEAR	FWD/RWD	CASE	ENGINE	NOTES	KIT NO.	KIT NO. W/ RINGS
FORD (Lincoln Mercury)								
Truck 1 Ton								
TREMEC								
RAB, RAC, RAN, RAT, HEF	3	83-84	2/4WD			1st Ring Larger than 2nd & 3rd	MS113	MK113
RAB, RAC, RAN, RAT, HEF	3	83-84	2/4WD			All Rings Same Size	MS113	MK113C
NP435	4	83-87	2/4WD	Iron		Alum. Top Cover	MS110F	MK110F
T18	4	83-93	2/4WD	Iron		20mm Wide I/S Brg., Casting # - 13-01	MS120	MK120
T18	4	83-93	2/4WD	Iron		23mm Wide I/S Brg., Casting # - 13-01	MS120B	MK120B
T19	4	83-93	2/4WD	Iron		20mm Wide I/S Brg., Casting # - 13-09	MS120A	MK120A
T19	4	83-93	2/4WD	Iron		23mm Wide I/S Brg., Casting # - 13-09	MS120C	MK120C
T19D	4	83-93	2/4WD	Iron		Tapered I/S Brg.	MS120D	MK120D
ZF								
S5-42	5	88-95	2/4WD	Alum.			MS125	MK125
S5-42	5	88-95	2/4WD	Alum.		Kit Includes Mainshaft Needles	MS125B	MK125B
S5-47	5	96-97	2/4WD	Alum.			MS125	MK125C
S5-47	5	96-97	2/4WD	Alum.		Kit Includes Mainshaft Needles	MS125B	MK125A
S5-47M	5	98-Up	2/4WD	Alum.			MS125	MK125C
S5-47M	5	98-Up	2/4WD	Alum.		Kit Includes Mainshaft Needles	MS125B	MK125A
S5-42 / S5-47 /								
S5-47M	5	88-Up	2/4WD	Alum.		Brake Drum Section	MS125D	N / A
S6-650	6	99-Up	2/4WD	Alum.		Except F450/ F550	MS125E	MK125E

MODEL #	SPD	YEAR	FWD/RWD	CASE	ENGINE	NOTES	KIT NO.	KIT NO. W/ RINGS
GENERAL MOTORS (Buick, Cadillac, Chevrolet, Geo, Oldsmobile, Pontiac)								
Various Cars								
Saginaw	3	66-85	RWD	Iron		7 Bolt Side Cover	MS106	MK106
Saginaw	3	66-72	RWD	Iron		with R10 Overdrive Unit, 3 spd w/ OD	MS106B	MK106B
MUNCIE								
M20	4	62-63	RWD	Alum.		7 Bolt Side Cover (6207 I/S Brg.)	MS109A	MK109A
M20	4	63-65	RWD	Alum.		7 Bolt Side Cover (7/8" Countershaft)	MS109C	MK109C
M20	4	63-65	RWD	Alum.		7 Bolt Side Cover (7/8" Countershaft and Max-Type Brgs.)	MS109D	MK109D
M21	4	66-74	RWD	Alum.		7 Bolt Side Cover (1" Countershaft)	MS109	MK109
M21	4	66-74	RWD	Alum.		7 Bolt Side Cover (1" Countershaft and Max-Type Brgs.)	MS109B	MK109B
M22	4	67-71	RWD	Alum.		7 Bolt Side Cover (1" Countershaft)	MS109	MK109
M22	4	67-71	RWD	Alum.		7 Bolt Side Cover (1" Countershaft and Max-Type Brgs.)	MS109B	MK109B
MR2	4	80-82	FWD	Alum.		2 Piece Case	MS107	N / A
Saginaw	4	66-82	RWD	Iron		7 Bolt Side Cover	MS106	MK106
T4	4	82	RWD	Alum.			MS119	MK119
BorgWarner								
T10	4	57-66	RWD	Iron		9 Bolt Side Cover (6207 I/S Brg.)	MS108F	MK108F
T10	4	62-66	RWD	Iron		9 Bolt Side Cover (6307 I/S Brg., 7/8" C/S, Thrust Brg. Between 2nd & 3rd Gears)	MS108E	MK108E
T10W	4	66-73	RWD	Alum.		9 Bolt Side Cover (6307 I/S Brg., 7/8" C/S, No Thrust Brg. Between 2nd & 3rd Gears)	MS108	MK108
T10W	4	74-82	RWD	Alum.		9 Bolt Side Cover (6307 I/S Brg., 1" C/S, Max-Type Ball Brgs.)	MS108A	MK108A
T5	5	81-82	RWD	Alum.		Cylindrical Countershaft Brgs., Casting # - 1352	MS119	MK119
1000								
70mm	4	76-87	RWD	Alum.			MS118	MK118
T4	4	83-84	RWD	Alum.		Casting # - 1351	MS119	MK119
MSG-5K	5	83-87	RWD	Alum.	Diesel		MS152A	MK152A
T5	5	83-87	RWD	Alum.		w/ DC51932 Front C/S Brg., Casting # - 1352	MS119H	MK119H
2000								
MR2	4	83-84	FWD	Alum.		2 Piece Case	MS107	N / A
6000								
NVT550 / HM282	5	87-91	FWD	Alum.	6 Cyl.	9 Bolt Cover	MS153A	MK153A
Achieva								
76mm	5	92-94	FWD	Alum.		7 Bolt Cover (3 Pc. 1-2 Synchrho Rings), Isuzu	MS153	MK153C
76mm	5	95-97	FWD	Alum.		7 Bolt Cover (Hydraulic Clutch Release Brg.), Isuzu	MS153E	MK153F
NVT550 / HM282	5	92-94	FWD	Alum.		9 Bolt Cover	MS153A	MK153A

Transmission & Transaxle Rebuild Kits



MODEL #	SPD	YEAR	FWD/RWD	CASE	ENGINE	NOTES	KIT NO.	KIT NO. W/ RINGS
GENERAL MOTORS (Buick, Cadillac, Chevrolet, Geo, Oldsmobile, Pontiac)								
Alero								
Getrag	5	00-03	FWD	Alum.		Opel Design	MS225B	MK225B
Astro								
T5 WC	5	85-89		Alum.		Taper Countershaft Brgs.	MS119D	MK119K
Beretta								
Isuzu								
76mm	5	87	FWD	Alum.	4 Cyl.	7 Bolt Cover	MS153	MK153
76mm	5	88-96	FWD	Alum.	4 Cyl.	7 Bolt Cover (3 Pc. 1-2 Synchrho Rings)	MS153	MK153C
NVT550 / HM282	5	87-93	FWD	Alum.	6 Cyl.	9 Bolt Cover	MS153A	MK153A
Blazer (S10 Size)								
S101	4	82-85	2/4WD	Alum.		Isuzu Design 6208 I/S Brg.	MS152L	MK152L
T4C	4	82-84	2/4WD	Alum.		Ball I/S & O/S Brgs. (Casting #1353)	MS119G	MK119G
T4	4	85-87	2/4WD	Alum.		Taper I/S & O/S Brgs. (Casting #1351)	MS119	MK119
T5	5	82-87	2/4WD	Alum.		Cylindrical Countershaft Brgs. (Casting #1352)	MS119	MK119
T5 WC	5	88-90	2/4WD	Alum.		Taper Countershaft Brgs. (Casting #1352)	MS119D	MK119K
HM290, MG5	5	90-91	2/4WD	Alum.		Getrag 2nd Design (3 Pc. I/S & Standard Ball O/S Brgs.)	MS132A	MK132A
HM290, MG5, NV3500	5	91-94	2/4WD	Alum.		Getrag 3rd Design (Standard Ball I/S & O/S Brgs.)	MS132B	MK132B
HM290, MG5, NV3500	5	95	2/4WD	Alum.		Getrag 3rd Design (Standard Ball I/S & O/S Brgs. And 3 Pc. 1-2 Synchrho Rings)	MS132B	MK132C
HM290, MG5, NV3500	5	96-Up	2/4WD	Alum.		Getrag 3rd Design (Standard Ball I/S & O/S Brgs. And 3 Pc. 1-2 Synchrho Rings) & 1.180 ID C/S Brgs.	MS132B	MK132C
M50, NV3500	5	96-Up	2/4WD	Alum.		Getrag 3rd Design (Standard Ball I/S & O/S Brgs. And 3 Pc. 1-2 Synchrho Rings) & 1.300 ID C/S Brgs.	MS132E	MK132E
Blazer (Full Size)								
Saginaw	3	83-87	2/4WD	Iron		7 Bolt Side Cover, Case 9-5/8" Long Overall	MS106	MK106
NP833	3	83-86	2/4WD	Ir. / Al.		10 Bolt Side Cover, Case 10-5/8" Long Overall, 3 speed w/ Overdrive	MS114D	MK114D
MUNCIE								
SM465	4	68-90	2/4WD	Iron		Contains M1305GGTV & R1563TAV Front C/S Brg.	MS111C	MK111C
SM465	4	68-90	2/4WD	Iron		w/ Small Parts Kit, Keys, & Springs	MS111B	MK111B
SM465	4	90-91	2/4WD	Iron		211FFLE I/S Brg.	MS111D	MK111D
HM290, MG5, NV3500	5	92-94	2/4WD	Alum.		Getrag 3rd Design (Standard Ball I/S & O/S Brgs.)	MS132B	MK132B
Camaro								
Saginaw	4	83-84	RWD	Iron		7 Bolt Side Cover	MS106	MK106
T5	5	83-87	RWD	Alum.		Cylindrical Countershaft Brgs.	MS119	MK119
T5 WC	5	88-92	RWD	Alum.	All	Taper Countershaft Brgs.	MS119D	MK119K
T5 WC	5	93-02	RWD	Alum.	V6	Taper Countershaft Brgs.	MS119D	MK119K
T56	6	93-02	RWD	Alum.	V8		MS201	MK201

MODEL #	SPD	YEAR	FWD/RWD	CASE	ENGINE	NOTES	KIT NO.	KIT NO. W/ RINGS
GENERAL MOTORS (Buick, Cadillac, Chevrolet, Geo, Oldsmobile, Pontiac)								
Cavalier								
MR2	4	83-87	FWD	Alum.		2 Piece Case	MS107	N / A
Isuzu								
76mm	5	83-87	FWD	Alum.	4 Cyl.	7 Bolt Cover	MS153	MK153
76mm	5	88-94	FWD	Alum.	4 Cyl.	7 Bolt Cover (3 Pc. 1-2 Synchrho Rings)	MS153	MK153C
76mm	5	95-99	FWD	Alum.	All	7 Bolt Cover (Hydraulic Clutch Release Brg.)	MS153E	MK153F
NVT550 /								
HM282	5	84-94	FWD	Alum.	6 Cyl.	9 Bolt Cover	MS153A	MK153A
Getrag	5	00-04	FWD	Alum.		Opel Design	MS225B	MK225B
Celebrity								
NVT550 /								
HM282	5	87-88	FWD	Alum.	6 Cyl.	9 Bolt Cover	MS153A	MK153A
Chevette								
70mm	4	76-87	RWD	Alum.		Isuzu	MS118	MK118
MSG-5K	5	83-86	RWD	Alum.	Diesel		MS152A	MK152A
T5	5	83-87	RWD	Alum.		With DC51932 Front C/S Brg.	MS119H	MK119H
Cimarron								
MR2	4	85-86	FWD	Alum.		2 Piece Case	MS107	N / A
76mm	5	83-86	FWD	Alum.		7 Bolt Cover - Isuzu	MS153	MK153
NVT550 /								
HM282	5	87-88	FWD	Alum.		9 Bolt Cover	MS153A	MK153A
Citation								
MR2	4	83-85	FWD	Alum.		2 Piece Case	MS107	N / A
Corsica								
Isuzu								
76mm	5	87	FWD	Alum.	4 Cyl.	7 Bolt Cover	MS153	MK153
76mm	5	88-93	FWD	Alum.	4 Cyl.	7 Bolt Cover (3 Pc. 1-2 Synchrho Rings)	MS153	MK153C
NVT550 /								
HM282	5	87-92	FWD	Alum.	6 Cyl.	9 Bolt Cover	MS153A	MK153A
Corvette								
Saginaw	4	83-84	RWD	Iron		7 Bolt Side Cover	MS106	MK106
BW T10	4	84-87	RWD	Alum.		9 Bolt Side Cover	MS108B	MK108B
S6-40	6	89-96	RWD	Alum.		ZF (Casting # 1052)	MS230	MK230
T56	6	97-Up	RWD	Alum.		3 Pc. 1-6 Gear Synchrho Rings (Casting # 1386)	MS201A	MK201A
Cutlass Calais								
Isuzu								
76mm	5	85-87	FWD	Alum.		7 Bolt Cover	MS153	MK153
76mm	5	88-91	FWD	Alum.		7 Bolt Cover (3 Pc. 1-2 Synchrho Rings)	MS153	MK153C
NVT550 /								
HM282	5	88-91	FWD	Alum.		9 Bolt Cover	MS153A	MK153A
Cutlass Supreme								
NVT550 /								
HM282	5	88-90	FWD	Alum.		9 Bolt Cover	MS153A	MK153A

Transmission & Transaxle Rebuild Kits



MODEL #	SPD	YEAR	FWD/RWD	CASE	ENGINE	NOTES	KIT NO.	KIT NO. W/ RINGS
GENERAL MOTORS (Buick, Cadillac, Chevrolet, Geo, Oldsmobile, Pontiac)								
Fiero								
MR2	4	85-86	FWD	Alum.		2 Piece Case	MS107	N / A
Isuzu								
76mm	5	84-87	FWD	Alum.		7 Bolt Cover	MS153	MK153
76mm	5	88	FWD	Alum.		7 Bolt Cover (3 Pc. 1-2 Synchrho Rings)	MS153	MK153C
Firebird								
T4	4	83-84	RWD	Alum.		(Casting #1351)	MS119	MK119
T5	5	83-87	RWD	Alum.		Cylindrical Countershaft Brgs. (Casting #1352)	MS119	MK119
T5 WC	5	88-92	RWD	Alum.	All	Taper Countershaft Brgs. (Casting #1352)	MS119D	MK119K
T5 WC	5	93-02	RWD	Alum.	V6	Taper Countershaft Brgs. (Casting #1352)	MS119D	MK119K
T56	6	93-02	RWD	Alum.	V8	(Casting #1386)	MS201	MK201
Firenza								
MR2	4	83-87	FWD	Alum.		2 Piece Case	MS107	N / A
Isuzu								
76mm	5	83-87	FWD	Alum.		7 Bolt Cover	MS153	MK153
76mm	5	88	FWD	Alum.		7 Bolt Cover (3 Pc. 1-2 Synchrho Rings)	MS153	MK153C
NVT550 / HM282	5	87	FWD	Alum.	6 Cyl.	9 Bolt Cover	MS153A	MK153A
Grand Am								
Isuzu								
76mm	5	83-87	FWD	Alum.	4 Cyl.	7 Bolt Cover	MS153	MK153
76mm	5	88-94	FWD	Alum.	4 Cyl.	7 Bolt Cover (3 Pc. 1-2 Synchrho Rings)	MS153	MK153C
76mm	5	95-99	FWD	Alum.	All	7 Bolt Cover (Hydraulic Clutch Release Brg.)	MS153E	MK153F
NVT550 / HM282	5	84-94	FWD	Alum.	6 Cyl.	9 Bolt Cover	MS153A	MK153A
Getrag	5	00-04	FWD	Alum.		Opel Design	MS225B	MK225B
Jimmy (S15 Size)								
S101	4	82-84	2/4WD	Alum.		Isuzu Design 6208 I/S Brg.	MS152L	MK152L
T4C	4	82-84	2/4WD	Alum.		Ball I/S & O/S Brgs. (Casting #1353)	MS119G	MK119G
T4	4	85-87	2/4WD	Alum.		Taper I/S & O/S Brgs. (Casting #1351)	MS119	MK119
T5	5	82-87	2/4WD	Alum.		Cylindrical Countershaft Brgs. (Casting #1352)	MS119	MK119
T5 WC	5	88-91	2/4WD	Alum.		Taper Countershaft Brgs. (Casting #1352)	MS119D	MK119K
HM290, MG5	5	90-91	2/4WD	Alum.		Getrag 2nd Des. (3 Pc. I/S & Standard Ball O/S Brgs.)	MS132A	MK132A
HM290,MG5, NV3500	5	91-94	2/4WD	Alum.		Getrag 3rd Design (Standard Ball I/S & O/S Brgs.)	MS132B	MK132B
HM290,MG5, NV3500	5	95	2/4WD	Alum.		Getrag 3rd Design (Standard Ball I/S & O/S Brgs. And 3 Pc. 1-2 Synchrho Rings)	MS132B	MK132C
HM290,MG5, NV3500	5	96-01	2/4WD	Alum.		Getrag 3rd Design (Standard Ball I/S & O/S Brgs. And 3 Pc. 1-2 Synchrho Rings) & 1.180 ID C/S Brgs.	MS132B	MK132C
M50, NV3500	5	96-01	2/4WD	Alum.		Getrag 3rd Design (Standard Ball I/S & O/S Brgs. And 3 Pc. 1-2 Synchrho Rings) & 1.300 ID C/S Brgs.	MS132E	MK132E

MODEL #	SPD	YEAR	FWD/RWD	CASE	ENGINE	NOTES	KIT NO.	KIT NO. W/ RINGS
GENERAL MOTORS (Buick, Cadillac, Chevrolet, Geo, Oldsmobile, Pontiac)								
Jimmy (Full Size)								
NP833	3	83-89	2/4WD	Ir. / Al.		10 Bolt Side Cover, Case 10-5/8" Long Overall 3 Spd w/ Overdrive	MS114D	MK114D
Muncie								
SM465	4	68-90	2/4WD	Iron		Contains M1305GGTV & R1563TAV Front C/S Brg. w/ Small Parts Kit, Keys, & Springs 211FFLE I/S Brg.	MS111C	MK111C
SM465	4	68-90	2/4WD	Iron			MS111B	MK111B
SM465	4	90-91	2/4WD	Iron			MS111D	MK111D
LUV								
MSG-5ET	5	82-85	4X4	Alum.		Kit Includes Transfer Case Parts	MS152G	MK152G
MSG-5K	5	81-89	2WD	Alum.			MS152A	MK152A
Metro								
MV3	5	89-01	FWD	Alum.		8 Bolt Cover	MS155A	MK155A
Nova								
C51	5	85-88	FWD	Alum.		Toyota Transaxle	MS163	MK163
Omega								
MR2	4	83-84	FWD	Alum.		2 Piece Case	MS107	N / A
Phoenix								
MR2	4	83-84	FWD	Alum.		2 Piece Case	MS107	N / A
Prizm								
C51	5	85-87	FWD	Alum.	Twin Cam	9 Bolt Cover	MS163A	MK163A
C51	5	88-02	FWD	Alum.		9 Bolt Cover	MS163A	MK163N
Skyhawk								
MR2	4	83-87	FWD	Alum.		2 Piece Case	MS107	N / A
Isuzu								
76mm	5	83-87	FWD	Alum.		7 Bolt Cover	MS153	MK153
76mm	5	88-89	FWD	Alum.		7 Bolt Cover (3 Pc. 1-2 Synchrho Rings)	MS153	MK153C
Skylark								
MR2	4	83-85	FWD	Alum.		2 Piece Case	MS107	N / A
76mm	5	86-87	FWD	Alum.		7 Bolt Cover - Isuzu	MS153	MK153
Somerset								
76mm	5	86-87	FWD	Alum.		7 Bolt Cover - Isuzu	MS153	MK153
Spectrum								
Isuzu								
76mm	5	85-87	FWD	Alum.	4 Cyl.	7 Bolt Cover	MS153	MK153
76mm	5	88	FWD	Alum.	4 Cyl.	7 Bolt Cover (3 Pc. 1-2 Synchrho Rings)	MS153	MK153C
Sprint								
MV2	5	85-88	FWD	Alum.		7 Bolt Cover	MS214	NA
Storm								
MV4	5	90-93	FWD	Alum.		Alum. Cover Over 5th Gears (3 PC. 1-2 Synchrho Rings)	MS153	MK153C

Transmission & Transaxle Rebuild Kits



MODEL #	SPD	YEAR	FWD/RWD	CASE	ENGINE	NOTES	KIT NO.	KIT NO. W/ RINGS
GENERAL MOTORS (Buick, Cadillac, Chevrolet, Geo, Oldsmobile, Pontiac)								
Suburban								
Muncie								
SM465	4	68-90	2/4WD	Iron		Contains M1305GGTV & R1563TAV Front C/S Brg.	MS111C	MK111C
SM465	4	68-90	2/4WD	Iron		Master Kit w/ Small Parts Kit, Keys, & Springs	MS111B	MK111B
SM465	4	90-91	2/4WD	Iron		211FFLE I/S Brg.	MS111D	MK111D
Sunbird								
MR2	4	80-84	FWD	Alum.		2 Piece Case	MS107	N / A
Isuzu								
76mm	5	85-87	FWD	Alum.	4 Cyl.	7 Bolt Cover	MS153	MK153
76mm	5	88-94	FWD	Alum.	4 Cyl.	7 Bolt Cover (3 Pc. 1-2 Synchrho Rings)	MS153	MK153C
NVT550 / HM282	5	87-94	FWD	Alum.	6 Cyl.	9 Bolt Cover	MS153A	MK153A
Sunfire								
76mm	5	95-99	FWD	Alum.	All	7 Bolt Cover (Hydraulic Clutch Release Brg.) (Isuzu)	MS153E	MK153F
Getrag	5	00-04	FWD	Alum.		Opel Design	MS225B	MK225B
S10, S15, Sonoma Pickup								
S101	4	82-85	2/4WD	Alum.		Isuzu Design 6208 I/S Brg.	MS152L	MK152L
T4C	4	82-84	2/4WD	Alum.		Ball I/S & O/S Brgs. (Casting #1353)	MS119G	MK119G
T4	4	85-87	2/4WD	Alum.		Taper I/S & O/S Brgs. (Casting #1351)	MS119	MK119
T5	5	82-87	2/4WD	Alum.		Cylindrical Countershaft Brgs. (Casting #1352)	MS119	MK119
T5 WC	5	88-95	2/4WD	Alum.		Taper Countershaft Brgs. (Casting #1352)	MS119D	MK119K
HM290, MG5	5	90-91	2/4WD	Alum.		Getrag 2nd Des. (3 Pc. I/S & Standard Ball O/S Brgs.)	MS132A	MK132A
HM290,MG5, NV3500	5	91-94	2/4WD	Alum.		Getrag 3rd Design (Standard Ball I/S & O/S Brgs.)	MS132B	MK132B
HM290,MG5, NV3500	5	95	2/4WD	Alum.		Getrag 3rd Design (Standard Ball I/S & O/S Brgs. And 3 Pc. 1-2 Synchro Rings)	MS132B	MK132C
HM290,MG5, NV3500	5	96-Up	2/4WD	Alum.	4.3L	Getrag 3rd Design (Standard Ball I/S & O/S Brgs. & 3 Pc. 1-2 Synchro Rings) & 1.180 ID C/S Brgs.	MS132B	MK132C
M50, NV3500	5	96-Up	2/4WD	Alum.	4.3L	Getrag 3rd Design (Standard Ball I/S & O/S Brgs. & 3 Pc. 1-2 Synchro Rings) & 1.300 ID C/S Brgs.	MS132E	MK132E
NV1500	5	96-Up	2/4WD	Alum.	2.2L	6306 I/S Brg.	MS133F	MK133F
Tahoe								
HM290,MG5, NV3500	5	95	2/4WD	Alum.			MS132B	MK132C
Tracker								
TRACK	5	89-98	2/4WD	Alum.			MS155B	MK155B
TRACK	5	99-02	2/4WD	Alum.			MS155E	MK155E
T1000								
70mm	4	76-86	RWD	Alum.			MS118	MK118
MSG-5K	5	81-88	RWD	Alum.	Diesel		MS152A	MK152A
T5	5	82-85	RWD	Alum.		With DC51932 Front C/S Brg.	MS119H	MK119H

MODEL #	SPD	YEAR	FWD/RWD	CASE	ENGINE	NOTES	KIT NO.	KIT NO. W/ RINGS
GENERAL MOTORS (Buick, Cadillac, Chevrolet, Geo, Oldsmobile, Pontiac)								
Trucks, Vans & SUVs								
NP833	3	80-86	2/4WD			10 Bolt Side Cover, Case 10-5/8" Long Overall 3 spd w/ OD, Aluminum or Iron Case	MS114D	MK114D
Saginaw	3	66-82	2/4WD	Iron		7 Bolt Side Cover, Case 9-5/8" Long Overall	MS106	MK106
NP435	4	63-72	2/4WD	Iron		With Taper I/S Brg.	MS110	MK110
NP435	4	63-72	2/4WD	Iron		With Ball I/S Brg.	MS110D	NA
Muncie								
SM465	4	68-90	2/4WD	Iron		2 PTO Openings (Contains M1305GGTV & R1563TAV Front C/S Brg.)	MS111C	MK111C
SM465	4	68-90	2/4WD	Iron		w/ Small Parts Kit, Keys & Springs	MS111B	MK111B
SM465	4	90-Up	2/4WD	Iron		211FFLE I/S Brg.	MS111D	MK111D
Truck 1/2, 3/4, 1 Ton								
Saginaw	3	83-87	2/4WD	Iron		7 Bolt Side Cover, Case 9-5/8" Long Overall	MS106	MK106
NP833	3	83-86	2/4WD	Ir. / Al.		10 Bolt Side Cover, Case 10-5/8" Long Overall 3 spd w/ OD, Aluminum or Iron Case	MS114D	MK114D
Muncie								
SM465	4	68-90	2/4WD	Iron		Contains M1305GGTV & R1563TAV Front C/S Brg.	MS111C	MK111C
SM465	4	68-90	2/4WD	Iron		w/ Small Parts Kit, Keys, & Springs	MS111B	MK111B
SM465	4	90-91	2/4WD	Iron		211FFLE I/S Brg.	MS111D	MK111D
HM290, MG5	5	88-89	2/4WD	Alum.		Getrag 1st Design (3 Pc. I/S & O/S Brgs.)	MS132	MK132
HM290, MG5	5	90-91	2/4WD	Alum.		Getrag 2nd Design (3 Pc. I/S & Standard Ball O/S Brgs.)	MS132A	MK132A
HM290, MG5, NV3500	5	91-94	2/4WD	Alum.		Getrag 3rd Design (Standard Ball I/S & O/S Brgs.)	MS132B	MK132B
HM290, MG5, NV3500	5	95	2/4WD	Alum.		Getrag 3rd Design (Standard Ball I/S & O/S Brgs. And 3 Pc. 1-2 Synchro Rings)	MS132B	MK132C
HM290, MG5, NV3500	5	96-Up	2/4WD	Alum.		Getrag 3rd Design (Standard Ball I/S & O/S Brgs. & 3 Pc. 1-2 Synchro Rings) & 1.180 ID C/S Brgs.	MS132B	MK132C
M50, NV3500	5	96-Up	2/4WD	Alum.		Getrag 3rd Design (Standard Ball I/S & O/S Brgs. & 3 Pc. 1-2 Synchro Rings) & 1.300 ID C/S Brgs.	MS132E	MK132E
NV4500	5	91-95	2/4WD	Iron		Casting # - 16812/18157	MS133	MK133
NV4500	5	91-95	2/4WD	Iron		Kit Includes M/S Needles & Small Parts Kit	MS133L	MK133L
NV4500	5	96	2/4WD	Iron		Flat Front Brg. Retainer - (Kit Includes M/S Needles & Small Parts Kit	MS133M	MK133M
NV4500	5	96-Up	2/4WD	Iron		Flat Front Brg. Retainer, Casting # - 91171/91861	MS133D	MK133D
NV4500	5	97-Up	2/4WD	Iron		Flat Front Brg. Retainer - (Kit Includes M/S Needles & Small Parts Kit)	MS133N	MK133N
ZF								
S6-650	6	01-03	2/4WD	Alum.			MS125F	MK125F

Transmission & Transaxle Rebuild Kits



MODEL #	SPD	YEAR	FWD/RWD	CASE	ENGINE	NOTES	KIT NO.	KIT NO. W/ RINGS
GENERAL MOTORS (Buick, Cadillac, Chevrolet, Geo, Oldsmobile, Pontiac)								
Vibe								
C59	5	03-05	FWD	Alum.	1.8L	GT	MS158J	MK158J
C60	6	03-05	FWD	Alum.	1.8L		MS158K	MK158K
Yukon								
HM290, MG5, NV3500	5	92-94	2/4WD	Alum.		Getrag 3rd Design (Standard Ball I/S & O/S Brgs.)	MS132B	MK132B
HM290, MG5, NV3500	5	95	2/4WD	Alum.		Getrag 3rd Design (Standard Ball I/S & O/S Brgs. And 3 Pc. 1-2 Synchro Rings)	MS132B	MK132C

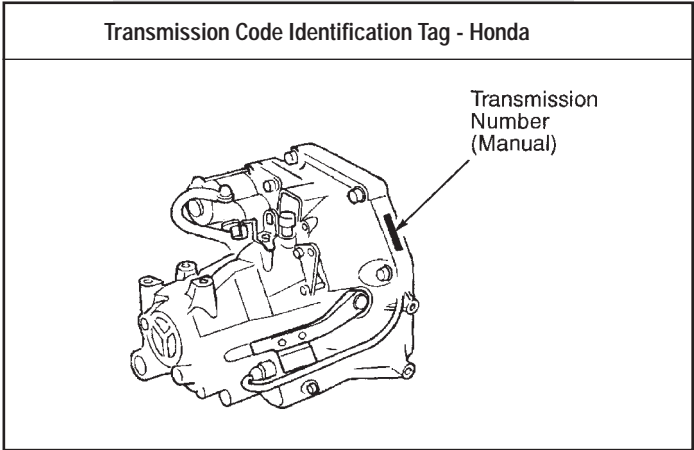
MODEL #	SPD	YEAR	FWD/RWD	CASE	ENGINE	NOTES	KIT NO.	KIT NO. W/ RINGS
HONDA								
Accord								
A2Q5, A2Q6, E2Q5, E2Q6, E2R5, E2R6	5	86-89	FWD	Alum.		8 Bolt Black Tin Cover Over 5th Gears	MS180A	MK180A
GK	5	79-83	FWD	Alum.		8 Bolt Gold Tin Cover Over 5th Gears	MS180B	MK180B
GS, GY	5	84-85	FWD	Alum.		8 Bolt Black Tin Cover Over 5th Gears	MS180	MK180
H2A5	5	90-91	FWD	Alum.			MS180G	MK180G
H2A5	5	92-93	FWD	Alum.			MS180J	MK180J
H2C4	5	90-91	FWD	Alum.			MS180G	MK180G
H2C4	5	92-93	FWD	Alum.			MS180J	MK180J
H2U4	5	90-91	FWD	Alum.			MS180G	MK180G
H2U4	5	92-93	FWD	Alum.			MS180J	MK180J
H2U5	5	90-91	FWD	Alum.			MS180G	MK180G
H2U5	5	92-93	FWD	Alum.			MS180J	MK180J
HWU4	5	90-91	FWD	Alum.			MS180G	MK180G
HWU4	5	92-93	FWD	Alum.			MS180J	MK180J
P2A4	5	94-97	FWD	Alum.			MS180J	MK180J
P2A5	5	94-97	FWD	Alum.			MS180J	MK180J
P2A5	5	98-02	FWD	Alum.			MS180J	MK180K
P2A8	5	98-02	FWD	Alum.			MS180J	MK180K
P2U5	5	94-97	FWD	Alum.			MS180J	MK180J
P2U5	5	98-02	FWD	Alum.			MS180J	MK180L
APG6	5	03-Up	FWD	Alum.	4 Cyl.		MS180M	MK180M
ATC6	6	03-Up	FWD	Alum.	V-6		MS180N	MK180N
Civic								
GJ	4/5	80-83	FWD	Alum.		Small Round Tin Back Cover	MS181A	N / A
GM	4/5	80-83	FWD	Alum.		Small Round Tin Back Cover	MS181A	N / A
GV	4/5	84-87	FWD	Alum.		Alum Cover Over 5th Gears	MS181	MK181
GW	4/5	84-87	FWD	Alum.		Alum Cover Over 5th Gears	MS181	MK181
L3	4	88-91	FWD	Alum.		6207 Diff Brgs.	MS181C	MK181C
L3	5	88-91	FWD	Alum.	1.5L	6207 Diff Brgs.	MS181C	MK181C
L3	5	88-91	FWD	Alum.	1.6L	6208 Diff Brgs.	MS181D	MK181D
S20	5	92-96	FWD	Alum.	1.5L	6207 Diff Brgs.	MS181C	MK181C
S20	5	92-96	FWD	Alum.	1.6L	6208 Diff Brgs.	MS182F	MK182F
S40	5	96-00	FWD	Alum.	1.6L VTEC-E	6207 Diff Brgs., (Code D16Y5)	MS181C	MK181C
S40	5	96-00	FWD	Alum.	1.6L	6207 Diff Brgs., (Code D16Y7)	MS181C	MK181C
S40	5	96-00	FWD	Alum.	1.6L VTEC	6208 Diff Brgs., 26x58x15 I/S Brg.,(Code D16Y8)	MS182F	MK182F
S40	5	98-00	FWD	Alum.	1.6L VTEC-E	6208 Diff Brgs., 26x58x15 I/S Brg.,(Code D16Y5)	MS182F	MK182F
S4C	5	99-00	FWD	Alum.	DOHC VTEC	6208 Diff Brgs., 28x60x15 I/S Brg.,(Code B16A2)	MS182B	MK182E
SLW	5	01-05	FWD	Alum.	1.7L		MS182J	MK182J
S2B	5	02-05	FWD	Alum.	HYBRID		MS182M	N / A
NRH3	5	02-05	FWD	Alum.	DOHC VTEC		MS182L	N / A
L3-SL	6	85-Up	4x4	Alum.			MS181H	MK181H
Civic Del Sol								
S20	5	93-95	FWD	Alum.	1.5L	6207 Diff Brgs.	MS181C	MK181C
S20	5	93-95	FWD	Alum.	1.6L SOHC	6208 Diff Brgs., 26x58x15 I/S Brg. - V-TEC	MS182F	MK182F
S21	5	95	FWD	Alum.	1.6L DOHC	6208 Diff Brgs., 28x60x15 I/S Brg. - V-TEC	MS182B	MK182E
S8G	5	96-97	FWD	Alum.	1.5/1.6L SOHC	6208 Diff Brgs., 26x58x15 I/S Brg. - V-TEC	MS182F	MK182F
Y21	5	93-95	FWD	Alum.	1.6L DOHC	6208 Diff Brgs., 28x60x15 I/S Brg. - V-TEC	MS182B	MK182E

Note: Please see Table of Contents page IV or next page for Transmission Identification Tag location.

Transmission & Transaxle Rebuild Kits



MODEL #	SPD	YEAR	FWD/RWD	CASE	ENGINE	NOTES	KIT NO.	KIT NO. W/ RINGS
HONDA								
CRX								
L3	5	88-91	FWD	Alum.	1.5L	6207 Diff Brgs.	MS181C	MK181C
L3	5	88-91	FWD	Alum.	1.6L	6208 Diff Brgs.	MS181D	MK181D
GV	4/5	84-87	FWD	Alum.		Alum Cover Over 5th Gears	MS181	MK181
GW	4/5	84-87	FWD	Alum.		Alum Cover Over 5th Gears	MS181	MK181
CR-V								
SBXM	5	97-01	4x4	Alum.			MS181K	N / A
Passport								
MSG-5	5	94-02	4x4	Alum.		4x4 Kit includes Transfer Case Parts	MS152J	MK152J
MSG-5	5	94-02	2WD	Alum.	V6		MS152K	MK152K
T5 WC	5	94-96	2WD	Alum.	4 Cyl.		MS119D	MK119K
Prelude								
A1B5	5	85-87	FWD	Alum.		8 Bolt Black Tin Cover Over 5th Gears	MS180A	MK180A
A2K5	5	85-87	FWD	Alum.		8 Bolt Black Tin Cover Over 5th Gears	MS180A	MK180A
D2A4	5	90-91	FWD	Alum.	2.0L		MS180F	MK180F
D2J3	5	88-89	FWD	Alum.			MS180E	MK180E
D2J4	5	88-89	FWD	Alum.			MS180E	MK180E
D2J5	5	88-89	FWD	Alum.			MS180E	MK180E
D2M4	5	88-89	FWD	Alum.			MS180E	MK180E
GK	5	79-82	FWD	Alum.			MS180B	MK180B
GM	5	83-85	FWD	Alum.			MS180	MK180
M2F4	5	94-96	FWD	Alum.	2.2L DOHC	V-TEC	MS180J	MK180K
M2L5	5	92-96	FWD	Alum.	2.2L SOHC		MS180J	MK180K
M2S4	5	92-96	FWD	Alum.	2.3L DOHC		MS180J	MK180K
M2U4	5	97-01	FWD	Alum.			MS178D	MK178D
M2Y4	5	97-01	FWD	Alum.			MS182L	MK182L
S2000								
SCYM	6	00-05	RWD	Alum.			MS178H	N / A



MODEL #	SPD	YEAR	FWD/RWD	CASE	ENGINE	NOTES	KIT NO.	KIT NO. W/ RINGS
HYUNDAI								
Accent								
KM302	5	94-95	FWD	Alum.		8/94-10/95	MS157K	MK157K
KM302	5	95-99	FWD	Alum.		11/95-99	MS157M	MK157M
Elantra								
KM303	5	91-93	FWD	Alum.		91-5/93	MS157C	MK157F
KM303	5	93-96	FWD	Alum.		6/93-11/95	MS157C	MK157J
M5AF3	5	96-Up	FWD	Alum.		12/95-Up	MS402	MK402
Excel								
KM160	4	85-89	FWD	Alum.		12/85-4/89	MS151	MK151
KM162	5	85-89	FWD	Alum.		12/85-4/89	MS151	MK151
KM200	4	89-Up	FWD	Alum.		4/89-Up	MS157A	MK157A
KM206	5	89-Up	FWD	Alum.		4/89-Up	MS157A	MK157A
Sonata								
KM208	5	89-91	FWD	Alum.	2.0L		MS157C	MK157F
KM212	5	92-98	FWD	Alum.	2.4L		MS157E	MK157E
Scoupe								
KM210	5	90-92	FWD	Alum.		5/90-7/92	MS157A	MK157A
KM301	5	92-95	FWD	Alum.		8/92-95	MS157L	MK157L
INFINITI								
G20								
RS5F32A	5	7/90-Up	FWD	Alum.		Standard Differential w/ Limited Slip Differential	MS171U	MK171U
RS5F32V	5	7/90-Up	FWD	Alum.			MS171V	MK171V
I30								
RS5F50A	5	11/95-Up	FWD	Alum.		Standard Differential w/ Limited Slip Differential	MS171M	MK171M
RS5F50A	5	11/95-Up	FWD	Alum.			MS171N	MK171N
ISUZU								
Amigo								
MSG-5F	5	7/87-5/91	4x4	Alum.		3 Pc. 1-2 Synchro Rings	MS152D	MK152D
MSG-5F	5	6/91-00	4x4	Alum.			MS152J	MK152J
MSG-5G	5	87-5/91	2WD	Alum.	6 Cyl.	1-2 Rings 36 Teeth	MS152E	MK152E
MSG-5G	5	6/91-00	2WD	Alum.	6 Cyl.		MS152K	MK152K
MSG-5K	5	81-87	2WD	Alum.	4 Cyl.	1-2 Rings 45 Teeth	MS152A	MK152A
MSG-5K	5	81-87	2WD	Alum.	4 Cyl.		MS152A	MK152B

Transmission & Transaxle Rebuild Kits



MODEL #	SPD	YEAR	FWD/RWD	CASE	ENGINE	NOTES	KIT NO.	KIT NO. W/ RINGS
ISUZU								
Hombre								
NV1500	5	96-00	2WD	Alum.			MS133F	MK133F
I-Mark								
MSG-5G	5	2/85-89	FWD	Alum.		3 Pc. 1-2 Synchro Rings	MS153	MK153
MSG-5G	5	2/85-89	FWD	Alum.			MS153	MK153C
MSG-4K	4	81-2/85	RWD	Alum.			MS152F	MK152F
MSG-5K	5	81-2/85	RWD	Alum.			MS152A	MK152A
Impulse								
MSG-5G	5	90-92	FWD	Alum.		3 Pc. 1-2 Synchro Rings 1-2 Rings 36 Teeth 1-2 Rings 45 Teeth	MS153	MK153
MSG-5G	5	90-92	FWD	Alum.			MS153	MK153C
MSG-5T	5	83-12/87	RWD	Alum.			MS152A	MK152A
MSG-5T	5	12/87-90	RWD	Alum.			MS152A	MK152B
Rodeo								
MSG-5F	5	7/87-5/91	4x4	Alum.	6 Cyl. 6 Cyl.	3 Pc. 1-2 Synchro Rings	MS152D	MK152D
MSG-5F	5	6/91-04	4x4	Alum.			MS152J	MK152J
MSG-5G	5	87-5/91	2WD	Alum.			MS152E	MK152E
MSG-5G	5	6/91-04	2WD	Alum.			MS152K	MK152K
T5 WC	5	90-Up	2WD	Alum.			MS119D	MK119K
Stylus								
MSG-5G	5	91-93	FWD	Alum.		3 Pc. 1-2 Synchro Rings	MS153	MK153
MSG-5G	5	91-93	FWD	Alum.			MS153	MK153C
Trooper								
MSG-4ET	4	81-87	4x4	Alum.		3 Pc. 1-2 Synchro Rings	MS152	MK152
MSG-5ET	5	84-6/87	4x4	Alum.			MS152G	MK152G
MSG-5F	5	7/87-5/91	4x4	Alum.			MS152D	MK152D
MSG-5F	5	6/91-97	4x4	Alum.			MS152J	MK152J
Truck								
MSG-4ET	4	81-87	4x4	Alum.		4x4	MS152	MK152
MSG-4K	4	76-81	2WD	Alum.		Needle Bearing Countershaft	MS152H	MK152H
MSG-4K	4	81-87	2WD	Alum.		Ball Bearing Countershaft	MS152F	MK152F
MSG-5ET	5	84-6/87	4x4	Alum.			MS152G	MK152G
MSG-5F	5	7/87-5/91	4x4	Alum.			MS152D	MK152D
MSG-5F	5	6/91-95	4x4	Alum.		3 Pc. 1-2 Synchro Rings	MS152J	MK152J
MSG-5G	5	87-5/91	2WD	Alum.	6 Cyl.		MS152E	MK152E
MSG-5G	5	6/91-94	2WD	Alum.	6 Cyl.		MS152K	MK152K
MSG-5K	5	81-87	2WD	Alum.	4 Cyl.	1-2 Rings 36 Teeth	MS152A	MK152A
MSG-5K	5	81-87	2WD	Alum.	4 Cyl.	1-2 Rings 45 Teeth	MS152A	MK152B

MODEL #	SPD	YEAR	FWD/RWD	CASE	ENGINE	NOTES	KIT NO.	KIT NO. W/ RINGS
JEEP								
Various Models								
T150	3	75-80	2/4WD			Casting #2603	MS113B	MK113B
T4J	4	82-86	2/4WD	Alum.		Taper I/S Brg., Alum. Top Cover, Casting #1351	MS121	MK121
T18J	4	65-86	2/4WD	Iron		Casting #1301	MS120K	MK120K
T176	4	80-84	2/4WD	Alum.		10 Bolt Alum. Cover w/ Brass Forks, Casting #2604	MS116F	MK116F
T177	4	80-84	2/4WD	Alum.		10 Bolt Alum. Cover w/ Brass Forks, Casting #2604	MS116F	MK116F
T178	4	80-84	2/4WD	Alum.		10 Bolt Alum. Cover w/ Brass Forks, Casting #2604	MS116F	MK116F
Cherokee								
T4J	4	84-85	2/4WD	Alum.		Taper I/S Brg., Alum. Top Cover, Casting #1351	MS121	MK121
AX4	4	84-85	2/4WD	Alum.	4 Cyl.	20mm Wide I/S Brg.	MS154	MK154
AX4	4	86-11/88	2/4WD	Alum.	4 Cyl.	23mm Wide I/S Brg. & 20mm M/S Brg.	MS154A	MK154A
AX4	4	12/88-90	2/4WD	Alum.	4 Cyl.	23mm Wide I/S Brg. & 21mm M/S Brg.	MS154B	MK154B
T5J	5	84-85	2/4WD	Alum.		Casting #1352	MS119J	MK119J
AX5	5	84-85	2/4WD	Alum.	4 Cyl.	20mm Wide I/S Brg.	MS154	MK154
AX5	5	86-11/88	2/4WD	Alum.	4 Cyl.	23mm Wide I/S Brg. & 20mm M/S Brg.	MS154A	MK154A
AX5	5	11/88-00	2/4WD	Alum.	4 Cyl.	23mm Wide I/S Brg. & 21mm M/S Brg.	MS154B	MK154B
AX15	5	89-99	2/4WD	Alum.	6 Cyl.	Includes Early (36T) & Late (33T) 5th Synchro	MS154D	MK154E
BA10 /								
AX18	5	87-89	2/4WD	Alum.	6 Cyl.	Case Splits Lengthwise	MS154F	MK154F
NV3550	5	00-01	2/4WD	Alum.	6 Cyl.		MS143B	MK143B
Comanche / MJ								
AX4	4	84-85	2/4WD	Alum.	4 Cyl.	20mm Wide I/S Brg.	MS154	MK154
AX4	4	84-86	2/4WD	Alum.	4 Cyl.	23mm Wide I/S Brg. & 20mm M/S Brg.	MS154A	MK154A
AX4	4	87-92	2/4WD	Alum.	4 Cyl.	23mm Wide I/S Brg. & 21mm M/S Brg.	MS154B	MK154B
AX5	5	84-85	2/4WD	Alum.	4 Cyl.	20mm Wide I/S Brg.	MS154	MK154
AX5	5	86-11/88	2/4WD	Alum.	4 Cyl.	23mm Wide I/S Brg. & 20mm M/S Brg.	MS154A	MK154A
AX5	5	11/88-92	2/4WD	Alum.	4 Cyl.	23mm Wide I/S Brg. & 21mm M/S Brg.	MS154B	MK154B
AX15	5	89-93	2/4WD	Alum.	6 Cyl.	Includes Early (36T) & Late (33T) 5th Synchro	MS154D	MK154E
BA10 /								
AX18	5	87-89	2/4WD	Alum.	6 Cyl.	Case Splits Lengthwise	MS154F	MK154F
Grand Cherokee								
AX15	5	93-94	4x4	Alum.	6 Cyl.	Includes Early (36T) & Late (33T) 5th Synchro	MS154D	MK154E
Liberty								
NV1500	5	2002	2/4WD				MS133J	MK133J
NSG370	6	05-Up	2/4WD				MS133G	MK133G
Truck J10 / J20								
T176	4	81-87	4x4	Alum.	8 Cyl.	10 Bolt Alum. Cover w/ Brass Forks, Casting #2604	MS116F	MK116F
T177	4	81-87	4x4	Alum.	6 Cyl.	10 Bolt Alum. Cover w/ Brass Forks, Casting #2604	MS116F	MK116F
T18	4	81-86	4x4	Iron	6 /8 Cyl.	Casting #1301	MS120K	MK120K
T5J	5	82-83	4x4	Alum.		Casting #1352	MS119J	MK119J

Transmission & Transaxle Rebuild Kits



MODEL #	SPD	YEAR	FWD/RWD	CASE	ENGINE	NOTES	KIT NO.	KIT NO. W/ RINGS
JEEP								
Wrangler / Scrambler / CJ / YJ								
T177	4	81-86	4x4	Alum.		10 Bolt Alum. Cover with Brass Forks, Casting #2604	MS116F	MK116F
SR4J	4	1981	4x4	Alum.	4 / 6 Cyl.	Ball I/S Brg., Alum. Top Cover, Casting #1332	MS115D	MK115D
T4J	4	82-86	4x4	Alum.	4 / 6 Cyl.	Taper I/S Brg., Alum. Top Cover, Casting #1351	MS121	MK121
T5J	5	82-86	4x4	Alum.	4 / 6 Cyl.	Casting #1352	MS119J	MK119J
AX5	5	87-11/88	2/4WD	Alum.	4 Cyl.	23mm Wide I/S Brg. & 20mm M/S Brg.	MS154A	MK154A
AX5	5	11/88-02	2/4WD	Alum.	4 Cyl.	23mm Wide I/S Brg. & 21mm M/S Brg.	MS154B	MK154B
AX15	5	89-99	2/4WD	Alum.	6 Cyl.	Includes Early (36T) and Late (33T) 5th Synchro	MS154D	MK154E
BA10 /								
AX18	5	87-89	4x4	Alum.	6 Cyl.	Case Splits Lengthwise	MS154F	MK154F
NV3550	5	00-02	4x4	Alum.	6 Cyl.		MS143B	MK143B
NSG370	6	05-Up	2/4WD				MS133G	MK133G
KIA								
Car								
	5	94-Up	FWD	Alum.	1.6L		MS141D	MK141D
	5	94-Up	FWD	Alum.	1.8L		MS141A	MK141A
Sephia								
	5	94-Up	FWD	Alum.	1.6L		MS141D	MK141D
	5	94-Up	FWD	Alum.	1.8L		MS141A	MK141A
Sportage								
Sport	5	95-Up	4x4	Alum.			MS140X	MK140X
LEXUS								
ES250								
E52	5	6/89-91	FWD	Alum.			MS163M	N / A
ES300								
E53	5	7/91-Up	FWD	Alum.			MS163M	MK163Q
SC300								
W58	5	11/91-97	RWD	Alum.			MS161W	MK161Y

MODEL #	SPD	YEAR	FWD/RWD	CASE	ENGINE	NOTES	KIT NO.	KIT NO. W/ RINGS
MAZDA								
323								
323	4	86-88	FWD	Alum.			MS141	MK141E
323	5	84-88	FWD	Alum.			MS141	MK141
F5M-R	5	88-94	FWD	Alum.	Turbo		MS141A	MK141A
G5M-R	5	89-94	FWD	Alum.	1.6L SOHC		MS141D	MK141D
F5M-R	5	89-94	FWD	Alum.	1.8L DOHC		MS141A	MK141A
G5MX-R	5	89-94	4x4	Alum.			MS141X	MK141X
626								
R Type	5	76-82	RWD	Alum.			MS140	MK140
626	5	83-88	FWD	Alum.			MS141A	MK141A
F5M-R	5	88-02	FWD	Alum.			MS141A	MK141A
F5M-R	5	86-87	FWD	Alum.	Turbo		MS141A	MK141A
F5M-R	5	88-92	FWD	Alum.	Turbo		MS141B	MK141B
929								
R Type	5	88-89	RWD	Alum.			MS140A	MK140A
GLC								
GLC	4	77-82	RWD	Alum.			MS141N	MK141N
GLC	4	81-88	FWD	Alum.			MS141	MK141E
GLC-5F	5	77-82	RWD	Alum.			MS141M	MK141M
GLC-5F	5	81-85	FWD	Alum.			MS141	MK141
Miata								
M15M-D	5	90-94	RWD	Alum.			MS140E	MK140E
M15M-D	5	95-04	RWD	Alum.		3 Pc. 2nd Gear Synchro Ring	MS140E	MK140K
Y16M-D	6	99-04	RWD	Alum.			MS142D	MK142D
MX3								
MX3	5	92-95	FWD	Alum.	4 Cyl	F5M-R / F25M-R	MS141D	MK141D
MX3A	5	92-95	FWD	Alum.	6 Cyl	G5M-R / G25M-R	MS141A	MK141A
MX6								
MX6	5	88-02	FWD	Alum.		H5M-R / H25M-R	MS141A	MK141A
MX6	5	88-92	FWD	Alum.	Turbo		MS141B	MK141B
Navajo								
M5R1	5	91-94	4x4	Alum.		Includes Early (36T) & Late (30T) 5th/Rev Synchronos	MS129B	MK129F
Protégé								
F25M-R	5	92-03	FWD	Alum.	1.5/1.6L SOHC		MS141D	MK141D
G25M-R	5	92-98	FWD	Alum.	1.8L DOHC		MS141A	MK141A
G15M-R	5	01-3/02	FWD	Alum.	2.0L		MS141J	MK141J
G15M-R	5	3/02-03	FWD	Alum.	2.0L		MS141H	MK141H

Transmission & Transaxle Rebuild Kits



MODEL #	SPD	YEAR	FWD/RWD	CASE	ENGINE	NOTES	KIT NO.	KIT NO. W/ RINGS
MAZDA								
RX7								
R Type	5	79-80	RWD	Alum.		Single Ball Front C/S Brg.	MS140	MK140
R Type	5	79-80	RWD	Alum.		Double Ball Front C/S Brg.	MS140P	MK140P
R Type	5	81-85	RWD	Alum.		Single Ball Front C/S Brg.	MS140B	MK140B
R Type	5	81-85	RWD	Alum.		Double Ball Front C/S Brg.	MS140D	MK140D
R Type	5	86-88	RWD	Alum.		Single Ball Front C/S Brg.	MS140B	MK140F
R Type	5	86-88	RWD	Alum.		Double Ball Front C/S Brg.	MS140D	MK140G
R5M-D	5	89-92	RWD	Alum.		Single Ball Front C/S Brg.	MS140B	MK140L
R5M-D	5	89-92	RWD	Alum.		Double Ball Front C/S Brg.	MS140D	MK140H
R5M-D	5	87-92	RWD	Alum.	Turbo		MS140A	MK140A
R15M-D	5	93-95	RWD	Alum.	Turbo		MS140A	MK140C
Truck B2000								
B4	4	79-84	2/4WD	Alum.			MS140W	MS140W
B2000	5	79-84	2/4WD	Alum.		Single Ball Front C/S Brg.	MS140	MK140
B2000	5	79-84	2/4WD	Alum.		Double Ball Front C/S Brg.	MS140P	MK140P
Truck B2200								
B2200	5	86-90	2/4WD	Alum.		Single Ball Front C/S Brg.	MS140B	MK140B
B2200	5	86-90	2/4WD	Alum.		Double Ball Front C/S Brg.	MS140D	MK140D
B2200	5	90-93	2/4WD	Alum.		Double Ball Front C/S Brg., synchronized reverse	MS140D	MK140H
Truck B2300								
M5R1	5	94-00	2/4WD	Alum.		Includes Early (36T) & Late (30T) 5th/Rev Synchros	MS129B	MK129F
Truck B2600								
B2600	5	87-93	2/4WD	Alum.			MS140A	MK140A
Truck B3000								
M5R1	5	94-00	2/4WD	Alum.		Includes Early (36T) & Late (30T) 5th/Rev Synchros	MS129B	MK129F
Truck B4000								
M5R1	5	94-00	2/4WD	Alum.		Includes Early (36T) & Late (30T) 5th/Rev Synchros	MS129B	MK129F
Van								
B5V	5	88-Up	RWD	Alum.			MS140A	MK140A

MODEL #	SPD	YEAR	FWD/RWD	CASE	ENGINE	NOTES	KIT NO.	KIT NO. W/ RINGS
MITSUBISHI								
3000GT								
F5M33	5	4/90-11/90	FWD	Alum.	3.0L	Fiber Lined 1-2 Rings	MS150P	MK150P
F5M33	5	12/90-4/91	FWD	Alum.	3.0L	Brass 1-2 Rings	MS150P	MK150R
F5M33	5	5/91-5/92	FWD	Alum.	3.0L	3 Piece 2nd Ring	MS150P	MK150S
F5M33	5	6/92-4/93	FWD	Alum.	3.0L	3 Piece 2nd Ring	MS150P	MK150V
F5M33	5	5/93-12/99	FWD	Alum.	3.0L	3 Piece 2nd Ring	MS150P	MK150W
W5MG1	5	91-93	4x4	Alum.	3.0L	Turbo	MS156E	MK156E
W6MG1	6	94-99	4x4	Alum.	3.0L	Turbo	MS156E	MK156E
W5MG1		91-93		Alum.		Transfer Case Section Only 25 Spline O/S	MS156R	N / A
W5MG1		91-93		Alum.		Transfer Case Section Only 18 Spline O/S	MS156T	N / A
Cordia								
KM165	4	83-88	FWD	Alum.	1.8L	Ball Diff Brgs.	MS151	MK151
KM162	5	83-88	FWD	Alum.	1.8L	Ball Diff Brgs.	MS151	MK151
KM163	5	83-88	FWD	Alum.	2.0L	Tapered Diff Brgs.	MS151B	MK151B
KM163	5	6/83-11/86	FWD	Alum.	1.8L Turbo	Tapered Diff Brgs.	MS151B	MK151B
KM166	8	83-88	FWD	Alum.	2.0L	Tapered Diff Brgs.	MS151B	MK151B
Eclipse								
F5M22	5	90-92	FWD	Alum.	1.8 / 2.0L	3-4 Synchro Rings 30 Teeth	MS157C	MK157F
F5M22	5	93-94	FWD	Alum.	1.8 / 2.0L	3-4 Synchro Rings 36 Teeth, Synchro Rev.	MS157C	MK157R
F5MC1 / NVT350 /								
A578	5	95-99	FWD	Alum.	2.0L	New Venture Transaxle	MS117J	MK117J
F5M31	5	96-99	FWD	Alum.	2.4L	3 Pc 2nd Synchro Ring, Synchro Rev.	MS150P	MK150W
F5M33	5	5/88-93	FWD	Alum.	2.0L Turbo	Fiber Lined 1-2 Rings, Synchro Rev.	MS150P	MK150P
F5M33	5	94-99	FWD	Alum.	2.0L Turbo	3 Pc 2nd Synchro Ring, Synchro Rev.	MS150P	MK150W
F5M42	5	00-Up	FWD	Alum.	4 Cyl.		MS151J	MK151J
F5M51	5	00-Up	FWD	Alum.	6 Cyl.	V6	MS151K	MK151K
W5M33	5	90-4/91	4x4	Alum.	2.0L Turbo	Ball Diff Brgs. - (Fiber Lined 1-2 Rings, Synchro Rev.)	MS151M	MK151M
W5M33	5	5/91-5/92	4x4	Alum.	2.0L Turbo	Ball Diff Brgs. - (Brass 1-2 Rings, Synchro Rev.)	MS151M	MK151N
W5M33	5	6/92-5/93	4x4	Alum.	2.0L Turbo	Ball Diff Brgs. - (3 Pc. 2nd Synchro Ring, - 24 Teeth 3-4 Rings, Synchro Rev.)	MS151M	MK151P
W5M33	5	6/93-99	4x4	Alum.	2.0L Turbo	Ball Diff Brgs. (3 Pc. 2nd Synchro Ring, 39 Teeth 3-4 Rings, Synchro Rev.)	MS151M	MK151Q
KM272		90-99				Transfer Case Section Only	N / A	MK5951C
Expo								
F5M22	5	91-92	FWD	Alum.	1.8L		MS157C	MK157F
F5M22	5	93-94	FWD	Alum.	1.8L		MS157C	MK157J
F5M31	5	91-94	FWD	Alum.	2.4L		MS157E	MK157E
W5M31	5	91-94	4x4	Alum.	1.8L	Transfer Case Section Not Incl.	MS151F	MK151F
W5M33	5	91-92	4x4	Alum.	2.4L	Transfer Case Section Not Incl.	MS151H	MK151H
Gallant								
F5M22	5	88-93	FWD	Alum.	2.0L		MS157C	MK157F
F5M22	5	90-92	FWD	Alum.	2.0L Turbo		MS157C	MK157F
F5M31	5	88-92	FWD	Alum.	2.0L Turbo		MS157E	MK157S
F5M31	5	94-98	FWD	Alum.	2.4L		MS157N	MK157N
W5M31	5	90-92	4x4	Alum.	2.0L	Taper Diff Brgs., Transfer Case Section Not Incl.	MS151F	MK151F
W5M33	5	91-92	4x4	Alum.	2.0L	Ball Diff Brgs., Transfer Case Section Not Incl.	MS151M	MK151M

Note: Please see Table of Contents page IV for Transmission Identification Tag.

Transmission & Transaxle Rebuild Kits



MODEL #	SPD	YEAR	FWD/RWD	CASE	ENGINE	NOTES	KIT NO.	KIT NO. W/ RINGS
MITSUBISHI								
Mirage								
KM161	4	85-5/86	FWD	Alum.	1.5L		MS151A	MK151A
KM200	4	6/86-92	FWD	Alum.	1.5L		MS157A	MK157A
KM162	5	85-5/86	FWD	Alum.	1.5L		MS151	MK151
KM163	5	85-5/86	FWD	Alum.	1.6L Turbo		MS151B	MK151B
KM201	5	6/86-92	FWD	Alum.	1.5L		MS157A	MK157A
KM206	5	6/86-92	FWD	Alum.	1.6L Turbo		MS157C	MK157F
KM210	5	89-92	FWD	Alum.	1.6L Turbo		MS157E	MK157E
(Contact your sales rep for Mirage later model (93-Up) applications - F5M21/22/41/42)								
Montero								
LD42G	5	1/83-3/86	2WD	Alum.		Steel Bottom Pan (6307 I/S Brg.)	MS150D	MK150D
LD42GL	5	4/86-Up	2WD	Alum.		Steel Bottom Pan (TMSC0788N I/S Brg.)	MS150F	MK150F
R5M21	5	97-99	2WD	Alum.			MS150F	MK150J
V5MT2	5	5/88-4/89	4x4	Alum.	V6	Brass Synchro Rings	MS150K	MK150K
V5MT2	5	5/89-9/91	4x4	Alum.	V6	Fiber Lined 1-4 Gear Syncho Rings	MS150K	MK150N
V5MT2	5	10/91-00	4x4	Alum.	V6	3 Pc. 1-2 Gear Synchro Rings	MS150K	MK150Q
Precis								
KM200	4	88-92	FWD	Alum.			MS157A	MK157A
KM162	5	1/87-4/89	FWD	Alum.	1.8L		MS151	MK151
KM201	5	88-92	FWD	Alum.	1.5L		MS157A	MK157A
Raider								
KM145-1	5	85-87	4x4	Alum.	4 Cyl.	6307 I/S Brg.	MS150D	MK150D
KM145-9	5	87-Up	4x4	Alum.	4 Cyl.	TMSC0788N I/S Brg.	MS150F	MK150F
V5MT2	5	86-Up	4x4	Alum.	V6		MS150K	MK150K
Starion								
KM132-M	5	83-87	RWD	Alum.		w/o Intercooler	MS150X	MK150X
KM132-N	5	85-87	RWD	Alum.		w/ Intercooler, Steel Pan (TMSC0788 I/S Brg.) - w/ Snap Ring	MS150Y	MK150Y
KM132-R	5	88-89	RWD	Alum.		w/ Intercooler, Alum. Pan (TMSX07840 I/S Brg.) - w/ Flange, Synchro Rev	MS150G	MK150G
Tredia								
KM165	4	83-88	FWD	Alum.	1.8L	Ball Diff Brgs.	MS151	MK151
KM162	5	83-88	FWD	Alum.	1.8L	Ball Diff Brgs.	MS151	MK151
KM163	5	83-88	FWD	Alum.	2.0L	Tapered Diff Brgs.	MS151B	MK151B
KM163	5	6/83-11/86	FWD	Alum.	1.8L Turbo	Tapered Diff Brgs.	MS151B	MK151B
KM166	8	83-88	FWD	Alum.	2.0L	Tapered Diff Brgs.	MS151B	MK151B
Truck								
KM130	4	81-85	2WD	Alum.			MS156M	MK156M
KM144	4	82-85	4x4	Alum.			MS156M	MK156M
KM132-8	5	82-88	2WD	Alum.	2.0L		MS150H	MK150H
KM132-9	5	82-88	2WD	Alum.	2.6L	6307 I/S Brg	MS150D	MK150D
KM132-9	5	87-96	2WD	Alum.	2.6L	F6307X1-1 I/S Brg	MS150E	MK150E
KM132-E	5	82-86	2WD	Alum.			MS150D	MK150D
KM145-1	5	82-86	4x4	Alum.			MS150D	MK150D
KM145-2	5	82-86	4x4	Alum.	Diesel		MS150D	MK150D
KM145-8	5	87-96	4x4	Alum.			MS150E	MK150E
V5MT2	5	86-96	4x4	Alum.	V6		MS150K	MK150K

Note: Please see Table of Contents page IV for Transmission Identification Tag.

MODEL #	SPD	YEAR	FWD/RWD	CASE	ENGINE	NOTES	KIT NO.	KIT NO. W/ RINGS
NISSAN								
200SX								
FS5W63A	5	77-79	RWD	Alum.		Tapered C/S Brgs.	MS172B	MK172B
FS5W71C	5	80-7/84	RWD	Alum.		2.200" O.D. Front C/S Ball Brg.	MS170A	MK170A
FS5W71M	5	7/84-8/87	RWD	Alum.		2.440" O.D. Front C/S Ball Brg.	MS170K	MK170F
FS5W71S	5	8/87-Up	RWD	Alum.		3 Pc. 2nd Gear Synchro Ring, Turbo & Non-Turbo	MS170K	MK170C
240SX								
FS5W71H	5	7/88-93	RWD	Alum.		3 Piece 2nd Gear Synchro Ring	MS170K	MK170C
280ZX								
FS5W71C	5	81-7/83	RWD	Alum.			MS170A	MK170A
T-5	5	83	RWD	Alum.	Turbo	BorgWarner T-5 (FS5R90A) Casting #1352	MS119M	MK119M
300ZX								
T-5	5	84-86	RWD	Alum.	Turbo	BorgWarner T-5 (FS5R90A) Casting #1352	MS119N	MK119N
FS5R30A	5	9/86-2/89	RWD	Alum.	Single Turbo		MS170H	MK170B
FS5R30A	5	2/89-89	RWD	Alum.		3 Piece 2nd & 3rd Ring, Non Turbo & Twin Turbo	MS170H	MK170E
FS5W71N	5	7/83-8/87	RWD	Alum.			MS170K	MK170F
FS5W71N	5	8/87-2/89	RWD	Alum.		3 Piece 2nd Gear Synchro Ring	MS170K	MK170C
Altima								
RS5F50A	5	93-01	FWD	Alum.	2.4L DOHC		MS171G	MK171G
RS5F50V	5	93-01	FWD	Alum.	2.4L DOHC	Limited Slip Differential	MS171F	MK171F
R55F51A	5	02-Up	FWD	Alum.	2.4L DOHC		MS171D	MK171D
RS6F51A	6	05-Up	FWD	Alum.		SE-R	MS171E	MK171E
Axxess								
RS5F50A	5	90	2WD	Alum.		Two 32008 Diff Brgs.	MS171C	MK171J
RS5F50A	5	90	2WD	Alum.		1- 32008 & 1- 32008J/1D-57407N Diff Brgs.	MS171K	MK171K
RS5F50V	5	90	4x4	Alum.			MS171R	MK171R
TY10B		90		Alum.		Transfer Case Section		MK5957D
Maxima								
FS5W71C	5	81-85	RWD	Alum.	2.4L		MS170A	MK170A
RS5F50A	5	85-90	FWD	Alum.	3.0L V-6	1-32008 & 1-32008J/1D-57407N Diff. Brgs.	MS171K	MK171K
RS5F50A	5	85-3/86	FWD	Alum.	3.0L V-6	Two 32008 Diff Brgs.	MS171C	MK171C
RS5F50A	5	4/86-87	FWD	Alum.	3.0L V-6	Two 32008 Diff Brgs.	MS171C	MK171L
RS5F50A	5	88-90	FWD	Alum.	3.0L V-6	Two 32008 Diff Brgs., Synchronized Rev.	MS171C	MK171J
RS5F50A	5	91-92	FWD	Alum.	3.0L V-6	Two 32008J/1D-57407N Diff Brgs.	MS171G	MK171G
RS5F50A	5	93-96	FWD	Alum.	3.0L V-6		MS171M	MK171M
RS5F50V	5	93-96	FWD	Alum.	3.0L V-6	Limited Slip Differential	MS171N	MK171N
RS5F50A	5	97-01	FWD	Alum.	3.0L V-6		MS171M	MK171P
RS5F50V	5	97-01	FWD	Alum.	3.0L V-6	Limited Slip Differential	MS171N	MK171T
RS6F51A	6	02-Up	FWD		3.5L V-6		MS173B	MK173B
Pathfinder								
FS5W71C	5	7/86-8/89	4x4	Alum.	4 Cyl.		MS170L	MK170L
FS5R30A	5	87-3/87	2/4WD	Alum.	6 Cyl.		MS170H	MK170J
FS5R30A	5	3/87-7/92	2/4WD	Alum.	6 Cyl.		MS170H	MK170Q
FS5R30A	5	7/92-5/97	2/4WD	Alum.	6 Cyl.		MS170H	MK170T
FS5R30A	5	5/97-10/97	2/4WD	Alum.	6 Cyl.		MS170H	MK170W
FS5R30A	5	10/97-12/98	2/4WD	Alum.	6 Cyl.		MS170H	MK170X
FS5R30A	5	12/98-02	2/4WD	Alum.	6 Cyl.		MS170H	MK170Y

Transmission & Transaxle Rebuild Kits



MODEL #	SPD	YEAR	FWD/RWD	CASE	ENGINE	NOTES	KIT NO.	KIT NO. W/ RINGS
NISSAN								
Pulsar								
RS5F30A	5	83-86	FWD	Alum.	1.6L SOHC		MS171	MK171
RS5F31A	5	87-90	FWD	Alum.	1.6L SOHC		MS171A	MK171A
RS5F31A	5	9/86-10/87	FWD	Alum.	1.6L DOHC		MS171Q	MK171Q
RS5F31A	5	83-85	FWD	Alum.	1.5L Turbo		MS171A	MK171A
RS5F50A	5	88-90	FWD	Alum.	1.8L		MS171C	MK171C
Sentra								
RN4F30A	4	82-87	FWD	Alum.			MS171	MK171
RN4F31A	4	88-90	FWD	Alum.			MS171A	MK171A
RN4F31A	4	91-92	FWD	Alum.			MS171S	MK171S
RN4G30	4	82-87	FWD	Alum.	Diesel		MS171	MK171
RS5F30A	5	82-1/86	FWD	Alum.			MS171	MK171
RS5F31A	5	1/86-90	FWD	Alum.			MS171A	MK171A
RS5F31E	5	87-89	4x4	Alum.			MS171W	MK171W
RS5F31A	5	91-99	FWD		1.6L DOHC	2 - 32010 Differential Brgs.	MS171S	MK171S
RS5F32V	5	91-99	FWD	Alum.	2.0L DOHC	w/ Limited Slip Differential, Uses 1-32010 & One R8018 Differential Brg.	MS171V	MK171V
RS5F32V	5	91-99	FWD	Alum.	2.0L DOHC	w/ Limited Slip Differential, Uses 2 - 32010 Differential Brgs	MS171Y	MK171Y
RS5F70A	5	00-02	FWD		1.8L DOHC		MS173	MK173
RS5F70A	5	00-01	FWD		2.0L DOHC		MS173	MK173
RS5F70V	5	00-01	FWD		2.0L DOHC		MS173A	MK173A
RS5F51A	5	02-Up	FWD		2.5L DOHC	SE-R	MS173C	MK173C
RS6F51A	6	02-Up	FWD		2.5L DOHC	SE-R, SPEC-V	MS173B	MK173B
TY10A		87-89		Alum.		Transfer Case Section Only		MK5957B
Stanza Car								
RS5F31A	5	82-1/86	FWD	Alum.		3-1/2" Plate At Back	MS171A	MK171A
RS5F50A	5	1/86-90	FWD	Alum.		2" Plug At Back	MS171C	MK171B
RS5F50A	5	91-92	FWD	Alum.			MS171G	MK171G
RS5F50V	5	91-92	FWD	Alum.		Limited Slip Differential	MS171F	MK171F
TY10		86-88		Alum.		Transfer Case Section Only		MK5957
Stanza Wagon								
RS5F50A	5	86-88	4x4	Alum.	2.0L		MS171Z	MK171Z
TY10		86-88		Alum.		Transfer Case Section Only		MK5957

MODEL #	SPD	YEAR	FWD/RWD	CASE	ENGINE	NOTES	KIT NO.	KIT NO. W/ RINGS
NISSAN								
Truck / Frontier								
F4W63	4	67-73	2WD	Alum.			MS172F	MK172F
F4W71B	4	74-83	2WD	Alum.			MS170D	MK170D
F4W71B	4	80-83	4x4	Alum.			MS170R	MK170R
F4W71C	4	86-89	2WD	Alum.			MS170K	MK170Z
FS5W71A	5	74-80	2WD	Alum.	4 Cyl.	Does Not Incl. 5th Gear Crush Style Synchro Ring	MS170A	MK170A
FS5W71C	5	81-84	2WD	Alum.	4 Cyl.		MS170A	MK170A
FS5W71C	5	84-8/89	2WD	Alum.	4 Cyl.		MS170K	MK170G
FS5W71C	5	8/89-7/93	2WD	Alum.	4 Cyl.		MS170K	MK172H
FS5W71C	5	7/93-8/94	2WD	Alum.	4 Cyl.		MS170K	MK172J
FS5W71C	5	8/94-1/96	2WD	Alum.	4 Cyl.		MS170K	MK172L
FS5W71C	5	1/96-3/97	2WD	Alum.	4 Cyl.		MS170K	MK172M
FS5W71C	5	3/97-04	2WD	Alum.	4 Cyl.		MS172P	MK172P
FS5W71C	5	81-84	4x4	Alum.	4 Cyl.		MS170A	MK170A
FS5W71C	5	84-6/86	4x4	Alum.	4 Cyl.		MS170K	MK172N
FS5W71C	5	6/86-1/92	4x4	Alum.	4 Cyl.		MS170M	MK170M
FS5W71C	5	1/92-1/93	4x4	Alum.	4 Cyl.		MS170M	MK170N
FS5W71C	5	1/93-3/97	4x4	Alum.	4 Cyl.		MS170M	MK170P
FS5W71C	5	3/97-00	4x4	Alum.	4 Cyl.		MS172Q	MK172Q
FS5R30A	5	11/85-3/87	2/4WD	Alum.	6 Cyl.		MS170H	MK170J
FS5R30A	5	3/87-1/92	2/4WD	Alum.	6 Cyl.		MS170H	MK170Q
FS5R30A	5	1/92-1/96	2/4WD	Alum.	6 Cyl.		MS170H	MK170T
FS5R30A	5	8/98-Up	2/4WD	Alum.	6 Cyl.		MS170H	MK170Y
Van								
FS5W71V	5	8/86-Up	2WD	Alum.			MS170K	MK172H
X-Terra								
FS5W71C	5	5/99-10/00	2WD	Alum.	4 Cyl.	Cylindrical Rear C/S Brg.	MS172P	MK172P
FS5W71C	5	10/00-9/02	2WD	Alum.	4 Cyl.	Ball Rear C/S Brg., 3 Piece 2nd & 3rd Synchro Ring	MS172R	MK172S
FS5W71C	5	9/02-Up	2WD	Alum.	4 Cyl.	Ball Rear C/S Brg., 1 Piece 2nd & 3rd Synchro Ring	MS172R	MK172R
FS5R30A	5	99-Up	2/4WD	Alum.	6 Cyl.		MS170H	MK170Y

Transmission Code Identification Tag - NISSAN

NISSAN MOTOR CO., LTD. JAPAN

TYPE
TIPO

CHASSIS NO.
NO. DE CHASS

MODEL
MODELLO

COLOR TRIM
COLR GUARNICOM

ENGINE
MOTOR

TRANS. AXLE
TRANS. EJE

PLANT
PLANTA

日産自動車株式会社 社 MADE IN JAPAN

Transmission Code

Transmission & Transaxle Rebuild Kits



MODEL #	SPD	YEAR	FWD/RWD	CASE	ENGINE	NOTES	KIT NO.	KIT NO. W/ RINGS
SATURN								
Ion								
Ion	5	03-04	FWD	Alum.			MS225B	MK225B
L Series								
L Series	5	02-03	FWD	Alum.			MS225D	MK225D
S Series								
S Series	5	91-Up	FWD	Alum.			MS225	MK225
Vue								
Vue	5	02-03	FWD	Alum.			MS225B	MK225B
SCION								
xA, xB								
C50	5	03-Up	FWD	Alum.			MS198	MK198
STERLING								
C3	5	88-91	FWD	Alum.			MS179	MK179
SUZUKI								
Esteem								
EST	5	96-99	FWD	Alum.	1.6L		MS155A	MK155A
EST	5	99-Up	FWD	Alum.	1.8L		MS155F	MK155F
Samurai								
SAM	5	86-95	4x4	Alum.			MS155C	MK155C
Sidekick								
SIDE	5	91-98	2WD	Alum.			MS155B	MK155B
SIDE	5	87-98	4x4	Alum.			MS155B	MK155B
SIDE	5	99-01	2/4WD	Alum.			MS155E	MK155E
Swift								
SWIFT	5	89-01	FWD	Alum.			MS155A	MK155A
X-90								
X-90	5	95-Up	FWD	Alum.			MS155B	MK155B

MODEL #	SPD	YEAR	FWD/RWD	CASE	ENGINE	NOTES	KIT NO.	KIT NO. W/ RINGS
TOYOTA								
Camry								
E52	5	2/88-6/91	FWD	Alum.	6 Cyl.		MS163F	MK163F
E52	5	6/91-8/93	FWD	Alum.	6 Cyl.		MS163M	N / A
E52	5	8/93-Up	FWD	Alum.	6 Cyl.		MS163M	MK163Q
E56	5	10/87-Up	4x4	Alum.			MS164	MK164
S51	5	1/83-4/84	FWD	Alum.	4 Cyl.		MS164A	MK164A
S52	5	4/84-6/91	FWD	Alum.	4 Cyl.		MS163D	MK163D
S52	5	6/91-8/92	FWD	Alum.	4 Cyl.		MS164D	MK164D
S52	5	8/92-96	FWD	Alum.	4 Cyl.		MS164D	MK164E
E153	5	97-00	FWD	Alum.	6 Cyl.		MS198C	MK198C
E351	5	02-Up	FWD	Alum.	4 Cyl.		MS198E	MK198E
Celica								
W40	4	72-80	RWD	Iron			MS158	MK158
C52	5	9/89-4/91	FWD	Alum.	1.6L		MS163A	MK163X
C52	5	4/91-8/93	FWD	Alum.	1.6L		MS163A	MK163Y
C52	5	9/93-99	FWD	Alum.	1.8L		MS164G	MK164G
C56	5	00-05	FWD	Alum.	1.8L		MS164M	MK164M
E50	5	86-Up	4x4	Alum.			MS164F	MK164F
S53	5	85-9/89	FWD	Alum.	2.0L		MS163D	MK163D
S53	5	9/89-9/93	FWD	Alum.	2.2L		MS164D	MK164D
S54	5	9/93-99	FWD	Alum.	2.2L		MS164H	MK164H
W50	5	72-80	RWD	Iron			MS161	MK161
W55	5	81-84	RWD	Alum.			MS161A	MK161A
W58	5	81-84	RWD	Alum.			MS161A	MK161A
C60	6	00-05	FWD	Alum.	1.8L		MS158K	MK158K
Corolla								
C50/51/52	5	8/83-8/86	FWD	Alum.			MS163	MK163
C50/51/52	5	8/83-4/84	FWD	Alum.	Diesel		MS163W	MK163W
C50/51/52	5	4/84-8/85	FWD	Alum.	Diesel		MS163D	MK163D
C50/51/52	5	8/86-6/92	FWD	Alum.			MS163A	MK163A
C50/51/52	5	6/92-98	FWD	Alum.	1.6L		MS163B	MK163B
C50/51/52	5	6/92-98	FWD	Alum.	1.8L		MS163B	MK163B
C59	5	99-Up	FWD	Alum.			MS158J	MK158J
C62	6	05-Up	FWD	Alum.	1.8L		MS164M	MK164M
E57	5	2/88-Up	4x4	Alum.			MS163E	MK163E
T51	5	4/83-86	RWD	Alum.			MS158E	MK158E
Corona								
W40	4	72-8/80	RWD	Iron			MS158	MK158
W50	5	72-8/80	RWD	Iron			MS161	MK161
W55	5	8/80-Up	RWD	Alum.			MS161A	MK161A
Cressida								
W50	5	78-8/82	RWD	Iron			MS161	MK161
W58	5	8/82-Up	RWD	Alum.			MS161A	MK161A
Echo								
C150	5	00-05	FWD	Alum.			MS198F	MK198F

Note: Please see Table of Contents page IV or next page for Transmission Identification Tag.

Transmission & Transaxle Rebuild Kits



MODEL #	SPD	YEAR	FWD/RWD	CASE	ENGINE	NOTES	KIT NO.	KIT NO. W/ RINGS
TOYOTA								
Matrix								
C59	5	03-05	FWD	Alum.	1.8L		MS158J	MK158J
C60	6	03-05	FWD	Alum.	1.8L	XRS	MS158K	MK158K
MR2								
C52	5	8/83-8/86	RWD	Alum.			MS163	MK163
C52	5	8/86-1/90	RWD	Alum.			MS163A	MK163A
C52	5	1/90-8/92	RWD	Alum.			MS164D	MK164D
C52	5	8/92-99	RWD	Alum.			MS164D	MK164E
C56	5	00-05	RWD	Alum.	1.8L		MS198G	MK198G
E51	5	8/87-3/88	RWD	Alum.			MS163K	MK163K
E51	5	4/88-1/90	RWD	Alum.	1.6L		MS163L	MK163L
E51	5	4/88-1/90	RWD	Alum.	1.6L	Supercharged 1.6L	MS163V	MK163V
E153	5	1/90-1/92	RWD	Alum.	Turbo		MS163M	N / A
E153	5	1/92-8/93	RWD	Alum.	Turbo		MS163M	MK163Q
E153	5	8/93-95	RWD	Alum.	Turbo		MS163M	MK163R
S54	5	1/90-1/92	RWD	Alum.	Twin Cam		MS163M	N / A
Paseo								
C150	5	4/91-97	FWD	Alum.			MS163G	MK163P
Supra								
W50	5	79-81	RWD	Alum.			MS161	MK161
W58	5	82-5/93	RWD	Alum.			MS161A	MK161A
W58	5	5/93-98	RWD	Alum.		21mm Wide M/S Front Brg.	MS161W	MK161W
R154	5	85-5/93	RWD	Alum.		23mm Wide M/S Front Brg.	MS160C	MK160C
Tercel								
Z41,44,46	4	78-7/86	FWD	Alum.			MS163T	MK163T
C140	4	8/86-Up	FWD	Alum.			MS163G	MK163Z
C150	5	8/86-9/94	FWD	Alum.			MS163G	MK163G
C150	5	9/94-98	FWD	Alum.			MS163G	MK163P
Z51/52/53	5	80-9/82	4x4	Alum.			MS163J	MK163J
Z51/52/53	5	10/82-88	4x4	Alum.			MS163J	MK163U
Z52F,Z54F	6	83-88	4x4	Alum.			MS163H	MK163H

MFD. BY TOYOTA MOTOR SALES U.S.A INC.
 INC. VEH. MFD. BY TOYOTA MOTOR CORP 08/88
 GVWR 1234LB GAWR 1234LB RR 1234LB
 THIS VEHICLE CONFORMS TO ALL APPLICABLE
 FEDERAL MOTOR VEHICLE SAFETY, BUMPER AND
 THEFT PREVENTION STANDARDS IN EFFECT IN
 08/88

JT5MA70L6GDD15204 PASS. CAR



C/TR: 040/FD34
 A/TM: G285/A340E

MODEL: VZV130L-BTPVFAB
 MADE IN JAPAN

TRANSMISSION CODE

MODEL #	SPD	YEAR	FWD/RWD	CASE	ENGINE	NOTES	KIT NO.	KIT NO. W/ RINGS
TOYOTA								
SUVS, TRUCKS, & VANS								
4-Runner								
G52	5	84-8/88	4x4	Alum.	Gas/Diesel	B32-14 I/S Brg, Nut on End of C/S	MS160	MK160
G52	5	84-8/88	4x4	Alum.	Gas/Diesel	32TM03 I/S Brg, Nut on End of C/S	MS160A	MK160A
G58	5	8/88-8/90	2/4WD	Alum.		Snap Ring on End of C/S, EFI Gas or Diesel	MS160B	MK160B
R150	5	4/89-3/94	4x4	Alum.	V6		MS160C	MK160Q
R150	5	3/94-4/94	4x4	Alum.	V6	Changes to Triangular Teeth on 3rd Gear Synchro	MS160C	MK160R
R150	5	4/94-5/94	4x4	Alum.	V6	Changes to Anti-Rotation Tabs on 1/2 Gear Synchro	MS160C	NA
R150	5	5/94-11/95	4x4	Alum.	V6	Changes to 30T 5th Gear Synchro	MS160J	NA
R150	5	11/95-1/98	4x4	Alum.	V6	w/ 1 Pc. 2nd Gear Synchro & 33T 5th Gear Synchro	MS160J	MK160T
R150	5	11/95-8/00	4x4	Alum.	V6	w/ 3 Pc. 2nd Gear Synchro	MS160J	MK160W
W56	5	8/84-10/91	4x4	Alum.	4 Cyl.		MS161A	MK161A
W56	5	8/84-10/91	4x4	Alum.	4 Cyl.	w/ Toyota Input Shaft Update (see Note 1)	MS161Z	MK161Z
W56	5	10/91-8/92	4x4	Alum.	4 Cyl.		MS161W	MK161D
W56	5	8/92-11/95	4x4	Alum.	4 Cyl.		MS161W	MK161G
W59	5	11/95-10/96	4x4	Alum.	4 Cyl.		MS161W	MK161R
W59	5	10/96-8/00	4x4	Alum.	4 Cyl.		MS161W	MK161S
Landcruiser								
H41	4	73-80	4x4	Iron			MS168A	N / A
H42	4	81-4/86	4x4	Iron			MS168B	N / A
H42	4	4/86-Up	4x4	Iron			MS168C	N / A
RAV4								
E250	5	96-00	4x4	Alum.			MS163E	MK163S
E352	5	01-Up	2/4WD	Alum.			MS198H	MK198H
Truck								
G40	4	83-Up	2WD	Alum.		B32-14 I/S Brg	MS160	MK160
G40	4	83-Up	2WD	Alum.		32TM03 I/S Brg	MS160A	MK160A
L40	4	69-11/71	2WD	Iron		Side Load Case, Countershaft Needles Not Included	MS160E	MK160E
L42	4	72-8/74	2WD	Iron		Side Load Case, 0.69" Countershaft	MS160F	MK160F
L43	4	8/74-80	2/4WD	Iron		Side Load Case, 0.75" Countershaft	MS162C	MK162C
L45	4	80-84	2/4WD	Iron		B32-14 I/S Brg, Alum Top Cover	MS162	MK162
L45	4	80-84	2/4WD	Iron		032-2 I/S Brg, Alum Top Cover	MS162J	MK162J
L45	4	80-84	2/4WD	Iron		63/32 I/S Brg, Alum Top Cover	MS162A	MK162A
W40	4	71-86	2WD	Alum.			MS158	MK158
W46	4	84-Up	2WD	Alum.			MS158F	MK158F
G52	5	8/82-8/88	2/4WD	Alum.	Gas/Diesel	B32-14 I/S Brg, Nut on End of C/S	MS160	MK160
G52	5	8/82-8/88	2/4WD	Alum.	Gas/Diesel	32TM03 I/S Brg, Nut on End of C/S	MS160A	MK160A
G58	5	8/88-8/90	2/4WD	Alum.		Snap Ring on End of C/S, EFI Gas or Diesel	MS160B	MK160B
L52	5	80-84	2/4WD	Iron	Gas/Diesel	B32-14 I/S Brg, Alum Top Cover	MS162	MK162
L52	5	80-84	2/4WD	Iron	Gas/Diesel	032-2 I/S Brg, Alum Top Cover	MS162J	MK162J
L52	5	80-84	2/4WD	Iron	Gas/Diesel	63/32 I/S Brg, Alum Top Cover	MS162A	MK162A
R150	5	8/85-8/88	2/4WD	Alum.		V6 or Turbo 4 Cyl.	MS160C	MK160P
R150	5	8/88-12/94	2/4WD	Alum.	V6		MS160C	MK160Q
R151	5	8/85-8/88	2/4WD	Alum.		V6 or Turbo 4 Cyl.	MS160C	MK160P
Truck (continued on next page) ...								

Note 1: Toyota input shaft update uses conversion bearing HR6307NX-35TM11. This bearing has 21mm wide outer race and 23mm wide inner race. If 1st, 2nd or 3rd gears were updated to the new design, purchase updated synchro rings from Toyota.

MODEL #	SPD	YEAR	FWD/RWD	CASE	ENGINE	NOTES	KIT NO.	KIT NO. W/ RINGS
TOYOTA								
Truck (Continued from previous page)								
W50	5	74-86	2WD	Alum.			MS161	MK161
W55	5	8/85-10/91	2/4WD	Alum.	4 Cyl.		MS161A	MK161A
W55	5	8/85-10/91	2/4WD	Alum.	4 Cyl.	w/ Toyota Input Shaft Update (see Note 1)	MS161Z	MK161Z
W55	5	10/91-8/92	2/4WD	Alum.	4 Cyl.		MS161W	MK161D
W55	5	8/92-12/94	2/4WD	Alum.	4 Cyl.		MS161W	MK161G
W56	5	8/84-10/91	2/4WD	Alum.	4 Cyl.		MS161A	MK161A
W56	5	8/84-10/91	2/4WD	Alum.	4 Cyl.	w/ Toyota Input Shaft Update (see Note 1)	MS161Z	MK161Z
W56	5	10/91-8/92	2/4WD	Alum.	4 Cyl.		MS161W	MK161D
W56	5	8/92-12/94	2/4WD	Alum.	4 Cyl.		MS161W	MK161G
T100								
R150	5	92-3/93	2/4WD	Alum.	V6		MS160C	MK160Q
R150	5	3/93-4/94	2/4WD	Alum.	V6		MS160C	MK160R
R150	5	4/94-8/94	2/4WD	Alum.	V6		MS160C	MK160S
R150	5	8/94-96	2/4WD	Alum.	V6		MS160J	MK160T
W56	5	10/93-95	2WD	Alum.	4 Cyl.		MS161W	MK161R
Tacoma								
R150	5	95-01	2WD	Alum.	V6		MS160J	MK160V
R150	5	95-4/96	4x4	Alum.	V6		MS160J	MK160U
R150	5	4/96-9/00	4x4	Alum.	V6		MS160J	MK160W
R150	5	9/00-02	4x4	Alum.	V6		MS160J	MK160X
W59	5	95-7/01	2WD	Alum.	4 Cyl.		MS161W	MK161G
W59	5	7/01-02	2WD	Alum.	4 Cyl.		MS161W	MK161T
W59	5	95-10/96	4x4	Alum.	4 Cyl.		MS161W	MK161R
W59	5	10/96-7/01	4x4	Alum.	4 Cyl.		MS161W	MK161S
W59	5	7/01-02	4x4	Alum.	4 Cyl.		MS161W	MK161V
Tundra								
R150	5	99-02	2WD	Alum.	V6		MS160J	MK160X
Van (Previa)								
G57	5	90-97	2/4WD	Alum.			MS160B	MK160B
G59	5	90-97	2/4WD	Alum.			MS160B	MK160B
Van								
G53	5	83-89	2/4WD	Alum.		Nut on End of C/S	MS160D	MK160D

Note 1: Toyota input shaft update uses conversion bearing HR6307NX-35TM11. This bearing has 21mm wide outer race and 23mm wide inner race. If 1st, 2nd or 3rd gears were updated to the new design, purchase updated synchro rings from Toyota.

Note: Please see Table of Contents page IV or previous page for Transmission Identification Tag.

SECTION	PAGE
AISIN-WARNER AX5 & AX15	44-45
BORG-WARNER T5 WORLD CLASS	46-47
BORG-WARNER T10	48-49
MAZDA - M5R1/M5R2	50-53
MUNCIE M20/21/22	54-55
MUNCIE 465	56-57
NEW PROCESS 435	58-59
NEW VENTURE 3500 & GETRAG HM290 & 5LM60	60-61
NEW VENTURE 4500	62-63
NISSAN FS5R30A	64-65
NISSAN FS5W71	66-67
TOYOTA W56	68-69
ZF S5-42/S5-47/S5-47M	70-71

FOLLOWING IS THE NUMBERING SYSTEM FOR STANDARD TRANSMISSION HARD PARTS AND HOW IT IS BROKEN DOWN.

- THE PART NUMBER WILL ALWAYS START WITH AN M.
- THE NEXT SET OF NUMBERS REPRESENT THE TRANSMISSION MANUFACTURER.

- | | |
|----------------|-------------------------|
| 10. GM | 20. BORGWARNER |
| 11. FORD | 21. MUNCIE |
| 12. CHRYSLER | 22. NEW PROCESS/VENTURE |
| 13. MITSUBISHI | 23. GETRAG |
| 14. HONDA | 24. TREMEC |
| 15. ISUZU | 25. ZF |
| 16. MAZDA | 26. TOYO KOGYO |
| 17. NISSAN | 27. CLARK |
| 18. SUBARU | 28. SAGINAW |
| 19. TOYOTA | 29. AISIN WARNER |

- THE NEXT NUMBER IS THE COMPONENT.

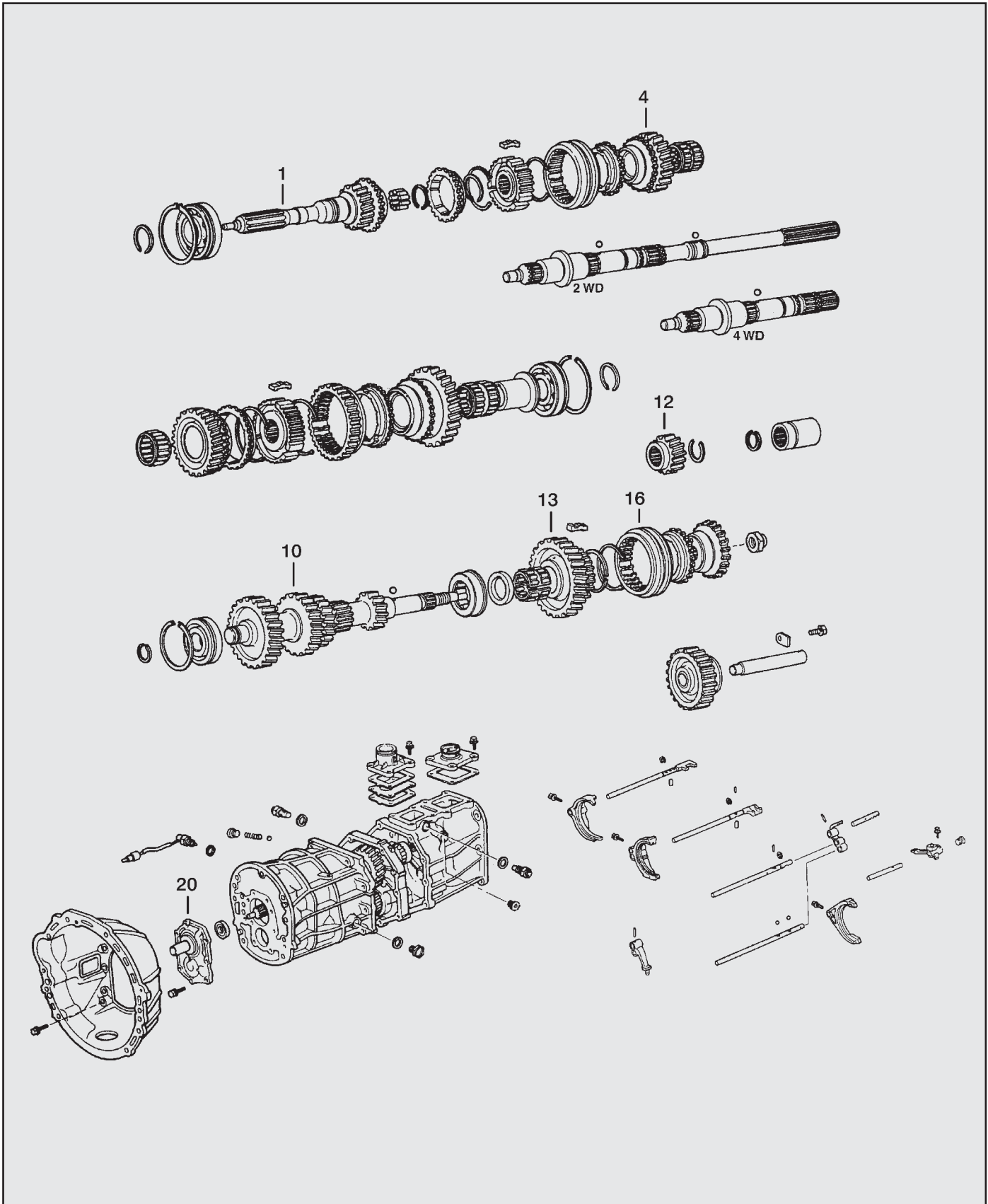
- INPUT SHAFT
- OUTPUT/MAINSHAFT
- CLUSTER/COUNTERSHAFT
- GEARS
- SYNCHRONIZER
- SYNCHRONIZER RINGS
- FORK
- RETAINER
- MISCELLANEOUS

- THE LAST SET OF NUMBERS IS THE DESIGN LEVEL OF THE PART.

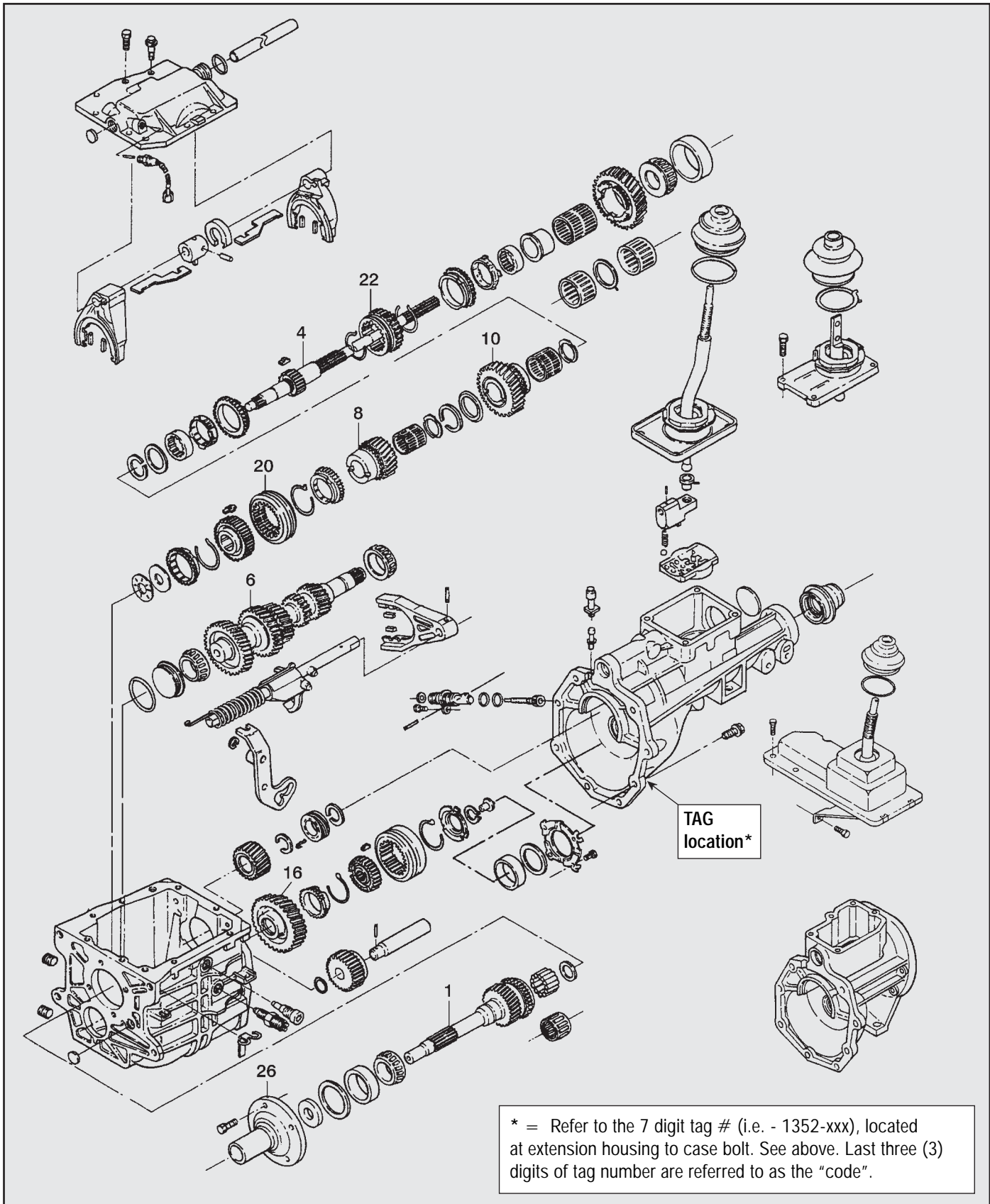
EXAMPLE: M 20 4 02
MANUAL TRANS PART LEVEL
COMPONENTS

THE EXAMPLE REFERS TO A GEAR FOR A BORG WARNER TRANSMISSION.

AISIN-WARNER AX5 & AX15



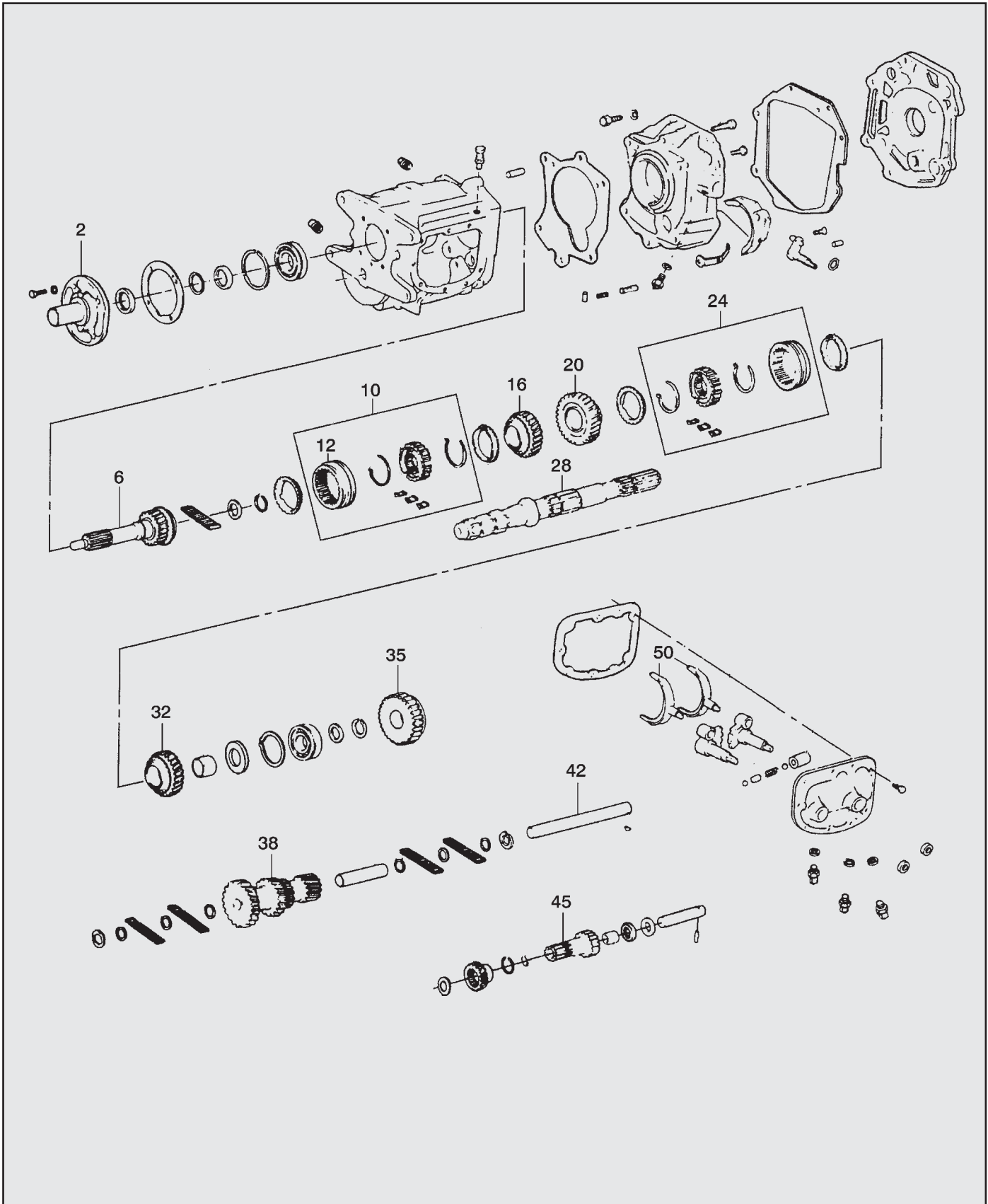
ILL	Part	Notes	Part #	Reference #
AISIN-WARNER AX5				
JEEP (4 CYLINDER)				
1	Input Shaft	Uses 20mm Wide I/S Brg., (84-87)	M29-1-02	83500554
1	Input Shaft	Uses 23mm Wide I/S Brg. (29T, 10 Spl. 10-1/2" OAL) (84-10/88)	M29-1-04	83502682
1	Input Shaft	Uses 23mm Wide I/S Brg.(10/88-Up)	M29-1-06	83506020
4	Gear	3rd Gear - 27T	M29-4-08	N.L.
10	Counter Shaft	45-31-20-14, Uses Nut (84-10/88)	M29-3-02	83500557
10	Counter Shaft	Uses Snap Ring (10/88-Up)	M29-3-04	83506023
12/13	Gear	5th Gear Kit - Includes M/S (24T) & C/S (45T)	M19-4-02	G52-5
16	Synchronizer	Slider, 5th/Reverse Gear - For Aluminum Fork Only	M29-5-06	G52-15
20	Retainer	Front Bearing Retainer w/ Snout	M29-8-02	83502685
20	Retainer	Front Bearing Retainer w/o Snout	M29-8-04	83503112
N.I.	Misc	5th Gear Needle Brg.	M29-9-04	83500644
N.I.	Misc	1-2 Synchro Key/Spring Kit	M29-9-06	AX5-K1
N.I.	Misc	3-4 Synchro Key/Spring Kit - Early	M29-9-08	AX5-K3
N.I.	Misc	5th Synchro Key/Spring Kit	M29-9-10	AX5-K5
N.I.	Misc	Bushing - Extension Housing - small diameter 1.670 O.D.	M29-9-40	N / A
AISIN-WARNER AX15				
JEEP (6 CYLINDER)				
1	Input Shaft	29T, 10 Spl. 10-1/2" OAL (86-91)	M29-1-08	5252081
1	Input Shaft	92-On	M29-1-10	5252085
4	Gear	5th Gear (Counter Shaft) 47T, 33 Synchro Teeth, Includes Keys & Springs	M29-4-04	4636370
10	Counter Shaft	43-32-21-13-12, (86-On)	M29-3-08	4636371
N.I.	Retainer	Rear Brg. Retainer	M29-8-08	AX15-144
N.I.	Misc	1-2 Synchro Key/Spring Kit	M29-9-12	AX15-K1
N.I.	Misc	3-4 Synchro Key/Spring Kit	M29-9-14	AX15-K3
N.I.	Misc	5th Synchro Key/Spring Kit, w/ 36T Synchro (85-90)	M29-9-16	AX15-K5
N.I.	Misc	5th Synchro Key/Spring Kit, w/ 33T Synchro (90-Up)	M29-9-18	AX15-K5A
N.I.	Misc	Bushing - Extension Housing - medium diameter 1.725 O.D.	M29-9-44	N / A



* = Refer to the 7 digit tag # (i.e. - 1352-xxx), located at extension housing to case bolt. See above. Last three (3) digits of tag number are referred to as the "code".

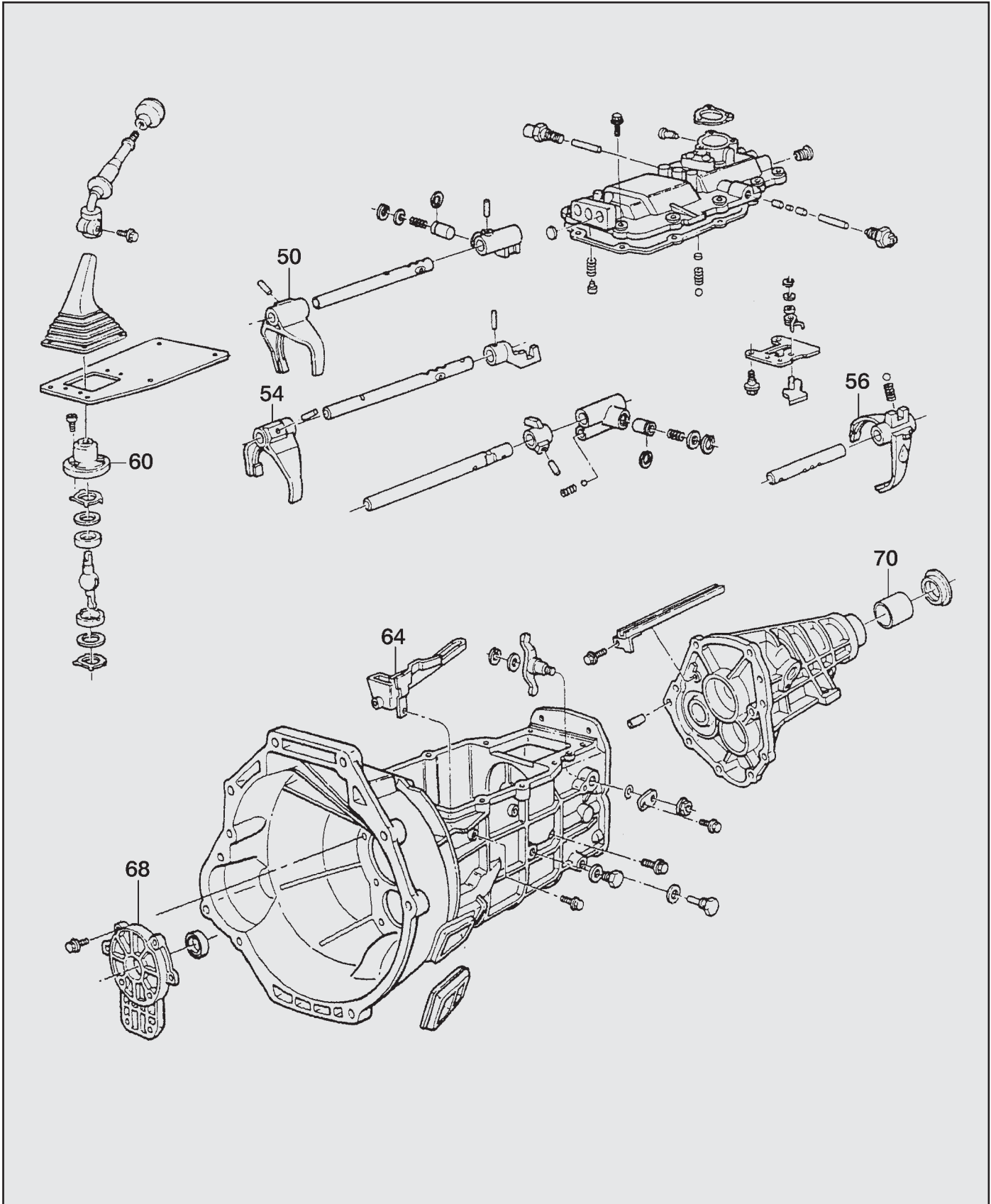
ILL	Part	Notes	Code	Part #	Reference #
BORGWARNER T5 WORLD CLASS					
VARIOUS APPLICATIONS - (REFER TO MODEL CODES FOR CORRECT PART)					
(Last three (3) digits of tag number are referred to as the "code")					
1	Input Shaft	Input drive gear, 23T, 10 spline	126, 141, 165, 169, 199, 204, 208, 229	M20-1-06	1352-085-025
1	Input Shaft	Input drive gear, 21T, 14 spline	198, 221, 222, 232, 233, 234	M20-1-08	1352-085-045
1	Input Shaft	Input drive gear, 21T	216	M20-1-14	1352-085-048
1	Input Shaft	Input drive gear, 23T, 10 spline	218, 239	M20-1-10	1352-085-050
1	Input Shaft	Input drive gear, 23T, 10 spline	219, 238, 246, 260	M20-1-16	1352-085-052
4	Output Shaft	Output shaft assembly - 28 spline / 5th, 28 spline	Assemblies exc. - 142, 174, 163, 188, 218, 239, 242, 249, 251, 253, 254, 260	M20-2-06	1352-671-035
4	Output Shaft	Output shaft assembly - 27 spline / 5th, 27spline	216, 221, 222, 232, 233, 247	M20-2-10	1352-671-105
4	Output Shaft	Output shaft assembly - 28 spline/5th, 28spl	260	M20-2-12	1352-671-129
6	Countershaft	Countershaft gear/Cluster Gear	155, 162, 194, 207, 209, 226, 237, 243, 255, 256	M20-3-14	1352-077-048
6	Countershaft	Countershaft gear/Cluster Gear	126, 141, 169, 238	M20-3-08	1352-077-052
6	Countershaft	Countershaft gear/Cluster Gear	177, 197, 214, 223, 228	M20-3-12	1352-077-054
6	Countershaft	Countershaft gear/Cluster Gear	199, 204, 208, 218, 219, 229, 239, 242, 246, 253,	M20-3-02	1352-077-068
6	Countershaft	Countershaft gear/Cluster Gear	212, 213, 225, 227, 240, 247, 248, 251	M20-3-06	1352-077-070
8	Gear	3rd Speed gear, 26T	199, 239, 242, 246, 253, 254, 260	M20-4-04	1352-080-151
8	Gear	3rd Speed gear, 27T	114, 167, 177, 197, 214, 216, 221, 228, 233, 257	M20-4-14	1352-080-046
10	Gear	2nd Speed gear, 31T	199, 204, 208, 218, 219, 229	M20-4-10	1352-080-152
10	Gear	2nd Speed gear, 30T	126, 141, 165, 169, 238	M20-4-12	1352-080-060
10	Gear	2nd Speed gear, 33T	175, 176, 188, 195, 196, 197, 212, 213, 225, 227, 240, 248,	M20-4-16	1352-080-028
16	Gear	5th Speed drive gear 59T	141, 155, 162, 167, 169, 194, 198, 199, 204, 207, 208, 209, 215,	M20-4-18	1352-080-114
20	Synchronizer	Synchronizer assy 3-4	All	M20-5-06	1352-590-011
22	Synchronizer	1-2 reverse Slider		M20-5-02	1352-070-044R
26	Retainer	Bearing retainer, front	216, 221, 222, 232, 233, 234	M20-8-02	1352-027-003
26	Retainer	Bearing retainer, front	150, 175, 176, 177, 195, 196, 197, 210, 212, 213, 214, 228, 240, 245, 248, 250, 252, 258, 259 247	M20-8-04	1352-027-007
26	Retainer	Bearing retainer, front	114, 115, 116, 126, 141, 165, 167, 168, 169, 199, 200, 202, 205	M20-8-06	1352-027-030
26	Retainer	Bearing retainer, front	154, 155, 162, 194, 207, 209	M20-8-10	1352-527-004
26	Retainer	Bearing retainer, front		M20-8-12	1352-027-019
N.I.	Misc	Bushing - Extension Housing	small diameter - 1.630 O.D. x 1" (GM)	8008	N / A
N.I.	Misc	Bushing - Extension Housing	small diameter - 1.630 O.D. x 1.5" (Ford)	6014	N / A

BORGWARNER T10




ILL	Part	Notes	Part #	Reference #
BORGWARNER T10				
2	Retainer	Front Bearing Retainer	M20-8-20	T89C-6A
6	Input Shaft	17T	M20-1-20	T10U-16B
6	Input Shaft	19T, 26 Spl. 9" OAL	M20-1-22	T10Y-16B
6	Input Shaft	20T, 26 Spl. 9" OAL	M20-1-24	T10W-16G
6	Input Shaft	21T, 26 Spl. 9" OAL	M20-1-26	T10W-16CH
10	Synchronizer	Synchro Assy. (3rd-4th)	M20-5-20	AT16-2.5
12	Synchronizer	Slider - Torque Lock	M20-5-23	T10-15
12	Synchronizer	Slider - 36T, Super T10 Only	M20-5-24	T10S-15
16	Gear	3rd Gear - 20T	M20-4-20	T10U-11A
16	Gear	3rd Gear - 21T	M20-4-22	T10X-11
16	Gear	3rd Gear - 22T	M20-4-24	T10S-11
16	Gear	3rd Gear - 28T	M20-4-26	T10H-11A
16	Gear	3rd Gear - 29T	M20-4-28	T10J-11
20	Gear	2nd Gear - 25T	M20-4-30	T10S-31A
20	Gear	2nd Gear - 30T	M20-4-32	T10H-31
24	Synchronizer	Synchro Assy. (1st-2nd) Hub, Slider, Rings, Keys & Springs	M20-5-28	AT10P-80
28	Mainshaft	32 Spl. 19-1/2" OAL	M20-2-20	T10W-2
28	Mainshaft	Nash Mainshaft - 12" OAL	M20-2-22	T10W-2N
32	Gear	1st Gear - 30T	M20-4-36	T10U-12
32	Gear	1st Gear - 34T	M20-4-38	T10W-12
35	Gear	Reverse Gear - 39T, 32 Spl.	M20-4-41	T10W-46
38	Cluster Gear	31-25-20-16	M20-3-20	T10U-8C
38	Cluster Gear	28-23-20-18	M20-3-22	T10W-8B
38	Cluster Gear	27-23-20-18	M20-3-24	T10W-8CH
38	Cluster Gear	29-24-20-18	M20-3-26	T10Y-8B
42	Counter Shaft	1" Diameter	M20-3-30	T10W-3
42	Counter Shaft	7/8" Diameter	M20-3-32	T85B-3
45	Gear	Reverse Idler Gear, 19T, 27 Spl. (Bushing Style)	M20-4-43	AT10-34C
50	Fork	Shift Fork, Fits 1-2 & 3-4	M20-7-20	T10-23
N.I.	Misc	Small Parts Kit, 57-73	M20-9-20	SPK-10
N.I.	Misc	Small Parts Kit, 74-Up, Super T10	M20-9-22	SPK-10W
N.I.	Misc	1-2, 3-4 Synchro Key / Spring Kit	M20-9-26	T10-K
N.I.	Misc	1-2, 3-4 Synchro Key / Spring Kit, Super T10	M20-9-28	T10-KS
N.I.	Misc	Bushing - Extension Housing - large dia. 2.015 O.D. (All)	M20-9-44	N / A
N.I.	Misc	Bushing - Extension Housing - small dia. 1.630 O.D. x 1" (GM, Chrysler)	8008	N / A
N.I.	Misc	Bushing - Extension Housing - small dia. 1.630 O.D. x 1.5" (Ford)	6014	N / A

M5R1 & M5R2



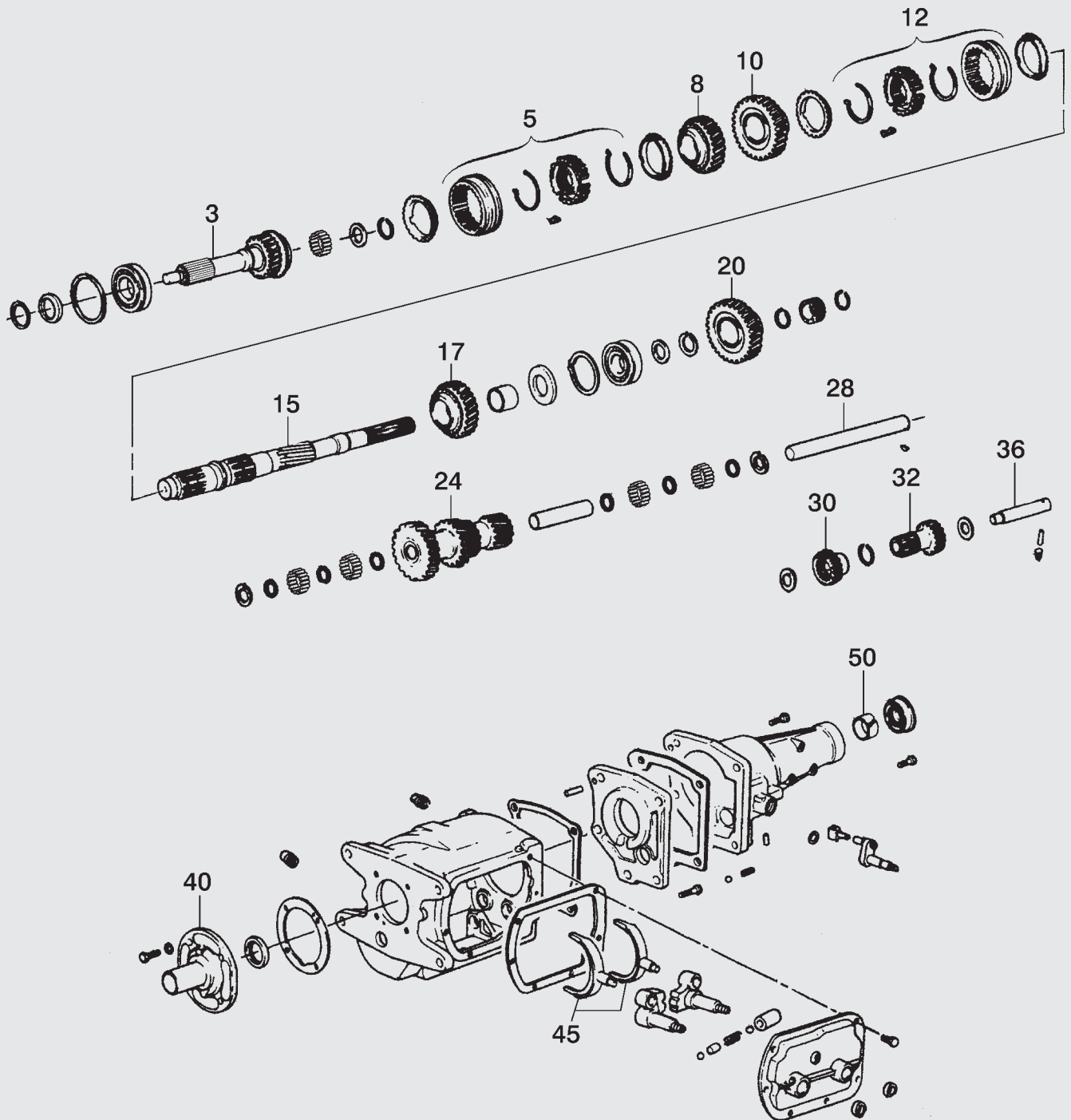
M5R1 & M5R2



ILL	Part	Notes	Part #	Reference #
M5R1 & M5R2				
M5R1 - FORD RANGER/EXPLORER				
5	Input Shaft	23T, 23 Spline, 2.3L, 2.9L & 3.0L	M16-1-02	FOTZ7017B
5	Input Shaft	23T, 23 Spline, 4.0L	M16-1-04	FOTZ7017A
8	Synchronizer	Synchro Assy. (3rd-4th), Hub & Slider	M16-5-14	M5R1-2.5
8	Synchronizer	Synchro Assy. (3rd-4th), Hub, Slider, Springs & Keys	M16-5-16	F2TZ7124C
12	Gear	3rd Gear - 29T	M16-4-04	E8TZ7101A
12	Gear	3rd Gear - 27T	M16-4-06	FOTZ7101A
14	Main Shaft	28 Spl. (Yoke End) 21-1/2" OAL, 2WD	M16-2-16	M5R1-2A
14	Main Shaft	25 Spl. (Yoke End) 20" OAL, 4X4	M16-2-02	E8TZ7061B
20	Gear	2nd Gear - 32T	M16-4-10	E8TZ7102A
20	Gear	2nd Gear - 31T	M16-4-12	FOTZ7102A
24	Misc	Rear Retainer Plate	M16-9-04	E8TZ7085A
26	Gear	5th Gear (Main Shaft), Late, w/ Spacer, (1/90-Up)	M16-4-08	FOTZ7112A
30	Counter Shaft	38-32-24-16 (2.3L, 2.9L & 3.0L)	M16-3-02	E8TZ7113D
30	Counter Shaft	38-34-25-17 (4.0L)	M16-3-04	FOTZ7113A
34	Gear	5th Gear (Counter Shaft), 48T, Late (1/90-Up)	M16-4-02	F1TZ7158A
38	Synchronizer	Slider, 5th-Rev., Early w/ 36T Synchro (87-/1/90)	M16-5-02	M5R1-15
38	Synchronizer	Slider, 5th-Rev., Late w/ 30T Synchro (1/90-Up)	M16-5-04	M5R1-15A
38/42	Synchronizer	Reverse Gear Kit, Rev. Gear, Slider and Synchro Ring (Early) (87-/1/90)	M16-5-10	M5R1-RK
38/42	Synchronizer	Reverse Gear Kit, Rev. Gear, Slider and Synchro Ring (Late) (1/90-Up)	M16-5-12	M5R1-RKL
42	Gear	Reverse Gear, 17T, Early w/ 36T Synchro, (87-/1/90)	M16-4-20	M5R1-36
42	Gear	Reverse Gear, 17T, Late w/ 30T Synchro (1/90-Up)	M16-4-22	F1TZ7N040C
46	Misc	Counter Shaft Nut	M16-9-08	E8TZ7N170A
48	Misc	Main Shaft Nut	M16-9-06	E8TZ7B364A
50	Fork	Shift Fork, 1st-2nd Gear	M16-7-02	E8TZ7230A
54	Fork	Shift Fork, 3rd-4th Gear	M16-7-04	E8TZ7231A
60	Misc	Shift Stick Rubber Retainer	M16-9-28	E8TZ7277A-R
64	Misc	Oil Trough	M16-9-14	E8TZ7A174C
68	Retainer	Front Bearing Retainer	M16-8-07	M5R1-6
70	Misc	Bushing - Extension Housing - medium diameter 1.740 O.D. (M50D)	M16-9-40	N / A
N.I.	Misc	Spring/Key Kit, Fits 1-2 & 3-4	M16-9-17	M5R1-K3


Note: M50D designation is M5R1, M5R2, RKE.

ILL	Part	Notes	Part #	Reference #
M5R1 & M5R2				
M5R2 - FORD F150				
5	Input Shaft	24T, 10 Spl, 11" OAL (88-95)	M16-1-06	E8TZ7107E
5	Input Shaft	24T, 10 Spl, 11-5/8" OAL (96-Up)	M16-1-08	F65Z7017AA
8	Synchronizer	Synchro Assembly (3rd-4th) Hub & Slider	M16-5-18	F1TZ7124H
8	Synchronizer	Synchro Assembly (3rd-4th) Hub, Slider, Keys & Springs	M16-5-20	F1TZ7124M
12	Gear	3rd Gear - 30T	M16-4-14	E8TZ7101B
14	Main Shaft	20 1/2" OAL, 31 Spl. (4X4)	M16-2-20	E8TZ7061D
24	Misc	Rear Retainer Plate	M16-9-18	E8TZ7085B
26	Gear	5th Gear (Main Shaft) 27T	M16-4-16	E8TZ7112B
30	Counter Shaft	37-31-24-15	M16-3-12	E8TZ7113B
34	Gear	5th Gear (Counter Shaft) Early (87-/1/90)	M16-4-23	M5R2-19
34	Gear	5th Gear (Counter Shaft) 52T, Late w/33T Synchro (1/90-Up)	M16-4-24	F1TZ7158C
38	Synchronizer	Slider, 5th-Rev. Early w/ 42T Synchro (87-/1/90)	M16-5-06	M5R2-15
38	Synchronizer	Slider, 5th-Rev. Late w/ 33T Synchro (1/90-Up)	M16-5-08	F1TZ7124F
38/42	Synchronizer	Reverse Gear Kit, Rev. Gear, Slider and Synchro Ring (Early, w/ 42T Synchro) 87-/1/90	M16-5-24	M5R2-RK
38/42	Synchronizer	Reverse Gear Kit, Rev. Gear, Slider and Synchro Ring (Late, w/ 33T Synchro) (1/90-Up)	M16-5-26	M5R2-RKL
42	Gear	Reverse Gear, 15T, Early w/ 42T Synchro (87-/1/90)	M16-4-26	E8TZ7N040B
42	Gear	Reverse Gear, 15T, Late w/ 33T Synchro (1/90-Up)	M16-4-18	XL3Z7N040AA
46	Misc	Counter Shaft Nut	M16-9-08	E8TZ7N170A
48	Misc	Main Shaft Nut	M16-9-20	E8TZ7B364B
50	Fork	Shift Fork, 1st-2nd Gear (88-95)	M16-7-06	F1TZ7230A
50	Fork	Shift Fork, 1st-2nd Gear (96-Up)	M16-7-12	M5R2-23AA
54	Fork	Shift Fork, 3rd-4th Gear (88-95)	M16-7-08	F1TZ7231A
54	Fork	Shift Fork, 3rd-4th Gear (96-Up)	M16-7-14	M5R2-23AB
56	Fork	Shift Fork, 5th-Rev. Gear, Late w/ 33T Synchro (1/90-Up)	M16-7-16	M5R2-23B
60	Misc	Shift Stick Rubber Retainer	M16-9-28	E8TZ7277A-R
64	Misc	Oil Trough	M16-9-16	E8TZ7A174D
70	Misc	Bushing - Extension Housing - medium diameter 1.740 O.D. (M50D)	M16-9-40	N / A



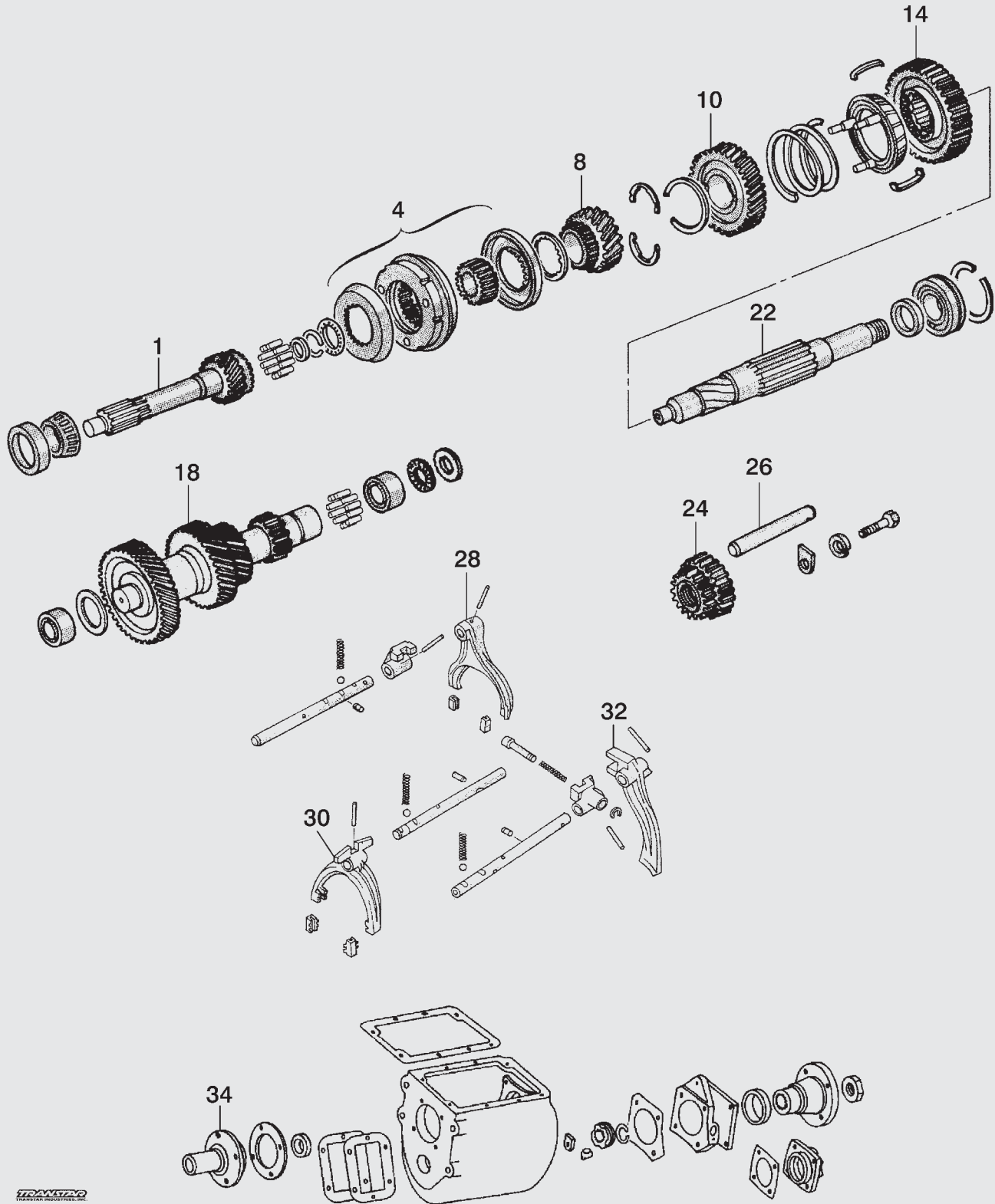
ILL	Part	Notes	Part #	Reference #
MUNCIE M20/21/22				
3	Input Shaft	26T, 10 Spl, 9" OAL (1 ID Ring on Spline) M21 (63-71)	M21-1-20	AWT297-16
3	Input Shaft	24T, 10 Spl, 9" OAL (No ID Ring on Spline) M20 (63-65)	M21-1-22	AWT297-16A
3	Input Shaft	21T, 10 Spl. M20 (66-70) 2 ID Rings on Input	M21-1-24	AWT297-16B
3	Input Shaft	21T, 26 Spl. 9" OAL, M20 & M21 (71-74)	M21-1-26	AWT297-16C
3	Input Shaft	26T, 26 Spl. 9" OAL, M20 & M21 (71-74)	M21-1-28	AWT297-16D
3	Input Shaft	26T, 26 Spl. 9" OAL, M22 (71-74)	M21-1-30	AWT297-16F
3	Input Shaft	26T, 10 Spl. 9" OAL, M22 (63-70)	M21-1-32	AWT297-16U
5	Synchronizer	Synchro Assembly (3rd-4th)	M21-5-20	AWT297-2.5A
8	Gear	3rd Gear, 27T M20 & M21	M21-4-20	WT297-11
8	Gear	3rd Gear, 27T M22	M21-4-22	WT297-11A
10	Gear	2nd Gear, 30T M20 & M21	M21-4-26	WT297-21
10	Gear	2nd Gear, 30T M22	M21-4-28	WT297-21A
12	Synchronizer	Synchro Assembly (1st-2nd) Hub, Slider & Synchro Rings	M21-5-24	AWT297-80A
15	Mainshaft	27 Spline	M21-2-20	WT297-2A
17	Gear	1st Gear, 36T M20 & M21 (63) w/Snap ring Counterbore & Thrust Washer	N / A	N / A
17	Gear	1st Gear, 36T M20 & M21 (64-74)	M21-4-30	WT297-12A
17	Gear	1st Gear, 36T M22 (66-74)	M21-4-32	WT297-12B
20	Gear	Reverse Gear, 35T	M21-4-40	WT297-36
24	Cluster Gear	27-22-19-17 (63-65) M21 , 7/8" C/S Pin (Close Ratio)	M21-3-25	WT297-8
24	Cluster Gear	29-22-19-17 (63-65) M20 , 7/8" C/S Pin (Wide Ratio)	M21-3-27	WT297-8A
24	Cluster Gear	25-22-19-17 (66-74) M20 , 1" C/S Pin (Wide Ratio)	M21-3-28	AWT297-8C
24	Cluster Gear	27-22-19-17 (66-74) M21 , 1" C/S Pin (Close Ratio)	M21-3-29	WT297-8D
24	Cluster Gear	27-22-19-17 (66-74) M22 (Close Ratio)	M21-3-30	WT297-8E
28	Counter Shaft	7/8" Diameter	M21-3-32	WT297-3
28	Counter Shaft	1" Diameter	M21-3-34	WT297-3A
30	Gear	Reverse Idler Gear, Front (M20 & M21)	M21-4-42	WT297-10
30	Gear	Reverse Idler Gear, 18T, Front (M22)	M21-4-44	WT297-10B
32	Gear	Reverse Idler Gear, 17T, Rear	M21-4-46	AWT297-10A
36	Misc	Reverse Idler Gear Shaft	M21-9-20	WT297-35
40	Retainer	Front Bearing Retainer	M21-8-20	WT297-6
45	Fork	Shift Fork, 1st-2nd & 3rd-4th	M21-7-20	WT297-23
50	Misc	Bushing - Extension Housing, large diameter 2.015 O.D.	M20-9-44	N / A
50	Misc	Bushing - Extension Housing, small diameter 1.630 O.D.x 1"	8008	N / A
N.I.	Misc	Small Parts Kit Early (1963-1965)	M21-9-30	SP297-50
N.I.	Misc	Small Parts Kit Late (1966-1974)	M21-9-32	SP297-50A
N.I.	Misc	Spring/Key Kit, Fits 1-2 & 3-4 Synchros	M21-9-34	WT297-K

MUNCIE SM465

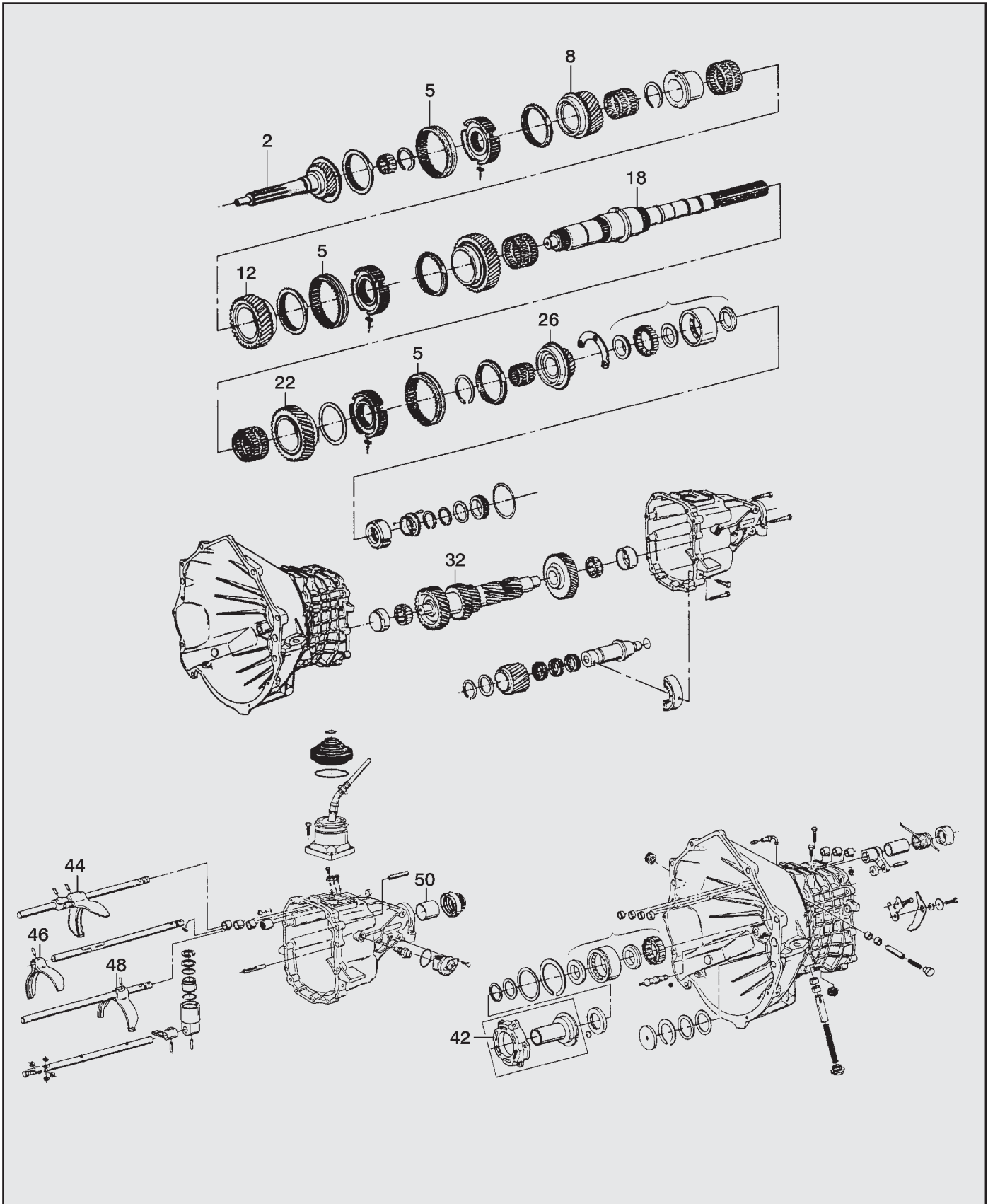


ILL	Part	Notes	Part #	Reference #
MUNCIE SM465				
MUNCIE 465 - GM TRUCK HEAVY DUTY				
3	Input Shaft	17T, 10 Spl, 9-7/8" OAL (1-1/16" Clutch Spl. Diameter)(68-90)	M21-1-04	3901175
3	Input Shaft	17T, 10 Spl, 10-7/8" OAL (1-1/2" Clutch Spl. Diameter)(68-90)	M21-1-02	3901176
3	Input Shaft	17T, 16 Spl, 9-5/8" OAL (90-91)	M21-1-06	WT304-16C
5	Synchronizer	Slider, 3rd-4th Gear	M21-5-04	WT304-15
7	Synchronizer	Synchro Assembly (3rd-4th)	M21-5-02	AWT304-2.5
5/10	Gear	3rd Gear & Slider, 26T	M21-4-04	WT304-11AX
10	Gear	3rd Gear, 26T	M21-4-02	3901161
12	Misc	Bushing, 1st Gear (68-77)	M21-9-02	WT304-19
12	Misc	Bushing, 1st Gear (78-On), 2nd Gear (All)	M21-9-04	WT304-19B
12	Misc	Bushing, 3rd Gear	M21-9-06	WT304-19A
14	Gear	2nd Gear, 35T	M21-4-08	3901158
18	Main Shaft	10 Spl., 4X4	M21-2-02	AWT304-2A
18	Main Shaft	31 Spl., 4X4	M21-2-04	WT304-2D
18	Main Shaft	35 Spl., 2WD	M21-2-06	WT304-2A
22	Synchronizer	Slider, 1st - 2nd/Rev. Gear	M21-5-10	3901170
26	Gear	1st Gear, 39T	M21-4-06	476766
36	Counter Shaft	Drive Gear Counter Shaft	M21-3-02	AWT304-9A
38	Counter Shaft	Counter Shaft 3rd Gear, 36T	M21-3-04	WT304-34
40	Counter Shaft	23-17-14 (Front C/S Brg. 1.33") (68-78)	M21-3-06	WT304-3
40	Counter Shaft	23-17-14 (Front C/S Brg. 1.40") (79-Up)	M21-3-08	WT304-3A
42	Misc	Spacer, Updated	M21-9-12	WT304-91
46	Gear	Reverse Idler Gear, 23T	M21-4-12	3901141
50	Fork	Shift Fork, 1st - 2nd Gear, Iron Top Cover	M21-7-02	WT304-23
50	Fork	Shift Fork, 1st - 2nd Gear, Alum. Top Cover	M21-7-04	WT304-23G
52	Fork	Shift Fork, 3rd-4th Gear, Iron Top Cover	M21-7-06	WT304-23A
52	Fork	Shift Fork, 3rd-4th Gear, Alum. Top Cover	M21-7-08	WT304-23H
54	Fork	Shift Fork, Reverse, Iron Top Cover	M21-7-10	WT304-23B
54	Fork	Shift Fork, Reverse, Alum. Top Cover	M21-7-12	WT304-23J
58	Retainer	Front Bearing Retainer, 1-1/16" Clutch Spl.	M21-8-02	AWT304-6
58	Retainer	Front Bearing Retainer, 1-1/2" Clutch Spl.	M21-8-04	AWT304-6A
90	Misc	Main Shaft Nut	M21-9-10	WT304-90
N.I.	Misc	Small Parts Kit	M21-9-14	SPK-M465

NEW PROCESS 435

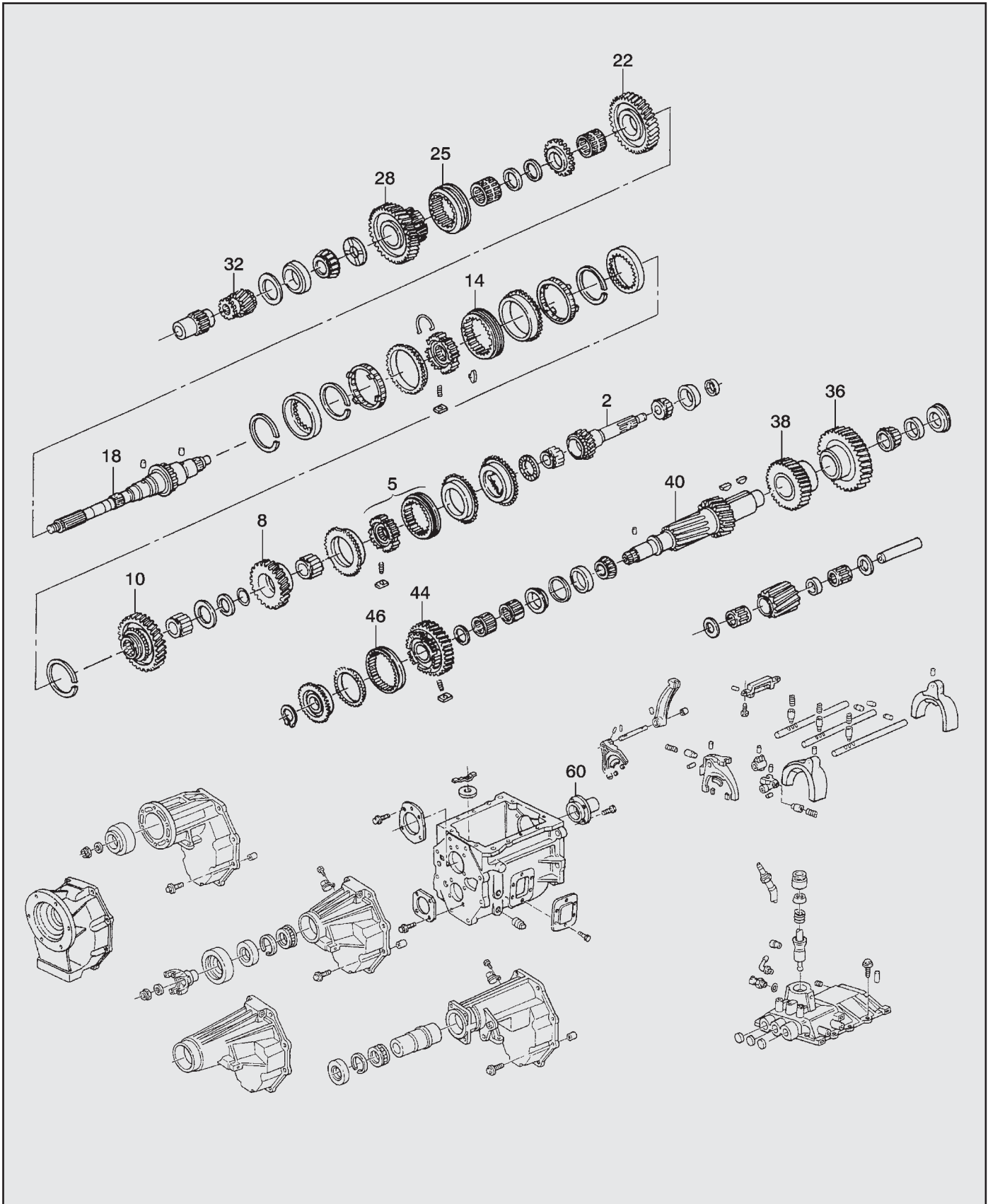


ILL	Part	Notes	Part #	Reference #
NEW PROCESS 435				
TRUCK - GM / FORD / DODGE				
1	Input Shaft	17T, 9-1/8" OAL, GMC	M22-1-02	96004
1	Input Shaft	17T, 10 Spl, 9-5/16" OAL, Ford	M22-1-04	95723
1	Input Shaft	17T, 10 Spl, 10-1/16" OAL, Ford	M22-1-06	96372
1	Input Shaft	17T, 9-1/8" OAL, Ford	M22-1-08	96383
1	Input Shaft	17T, 10 Spl, 12-7/16" OAL	M22-1-10	95993
1	Input Shaft	17T, 23 Spl, 10-7/8" OAL, Dodge	M22-1-12	97672
1	Input Shaft	17T, 11-1/16" OAL, Dodge	M22-1-14	WT291-16R
4	Synchronizer	Synchro Assembly (3rd-4th) No Cones Or Hub	M22-5-06	AWT275-2.5B
4	Synchronizer	Synchro Assembly (3rd-4th) Complete, Taper I/S Brg.	M22-5-04	AWT291-2.5D
4	Synchronizer	Synchro Assembly (3rd-4th) Complete, Ball I/S Brg.	M22-5-10	AWT275-2.5E
8	Gear	3rd Gear, 23T	M22-4-10	95708
8	Gear	3rd Gear, 24T	M22-4-12	97121
10	Gear	2nd Gear, 33T	M22-4-14	95726
14	Gear	1st Gear / Reverse Gear, 37T	M22-4-16	WT291-12
18	Counter Shaft	43-35-25-S14	M22-3-02	WT291-3
18	Counter Shaft	43-34-25-S14	M22-3-04	WT291-3D
22	Main Shaft	13-1/2" OAL, 35/10/35 Spl.	M22-2-16	AWT291-2B
22	Main Shaft	13-5/8" OAL, 35/10/35 Spl.	M22-2-02	96009
22	Main Shaft	13-5/8" OAL, 35/10/10 Spl.	M22-2-04	WT291-2D
22	Main Shaft	16-3/4" OAL, 35/10/28 Spl.	M22-2-06	96374
22	Main Shaft	16-3/8" OAL, 35/10/32 Spl.	M22-2-10	WT291-2G
22	Main Shaft	19-5/32" OAL, 35/10/31 Spl.	M22-2-12	WT291-2J
22	Main Shaft	19-1/2" OAL, 35/10/32 Spl.	M22-2-08	WT291-2K
22	Main Shaft	17-3/4" OAL, 35/10/23 Spl.	M22-2-14	WT291-2L
24	Gear	Reverse Idler Gear, 21T, Bearing Style	M22-4-06	AWT291-10B
24	Gear	Reverse Idler Gear, 21T, Bushing Style	M22-4-02	AWT291-10C
28	Fork	Shift Fork, 1st-2nd Gear	M22-7-02	WT291-23
30	Fork	Shift Fork, 3rd-4th Gear	M22-7-04	WT291-23A
32	Fork	Shift Fork, Reverse Gear	M22-7-06	WT291-23B
34	Retainer	Front Bearing Retainer, Dodge	M22-8-04	97552
34	Retainer	Front Bearing Retainer, Dodge, (88-Up)	M22-8-06	4340264
34	Retainer	Front Bearing Retainer, Ford	M22-8-02	13359
N.I.	Misc	Bushing - Extension Housing - large diameter 2.260 O.D. x 1.5" (All)	M22-9-40	N / A
N.I.	Misc	Bushing - Extension Housing - small diameter 1.630 O.D. x 1.5" (Ford)	6014	N / A



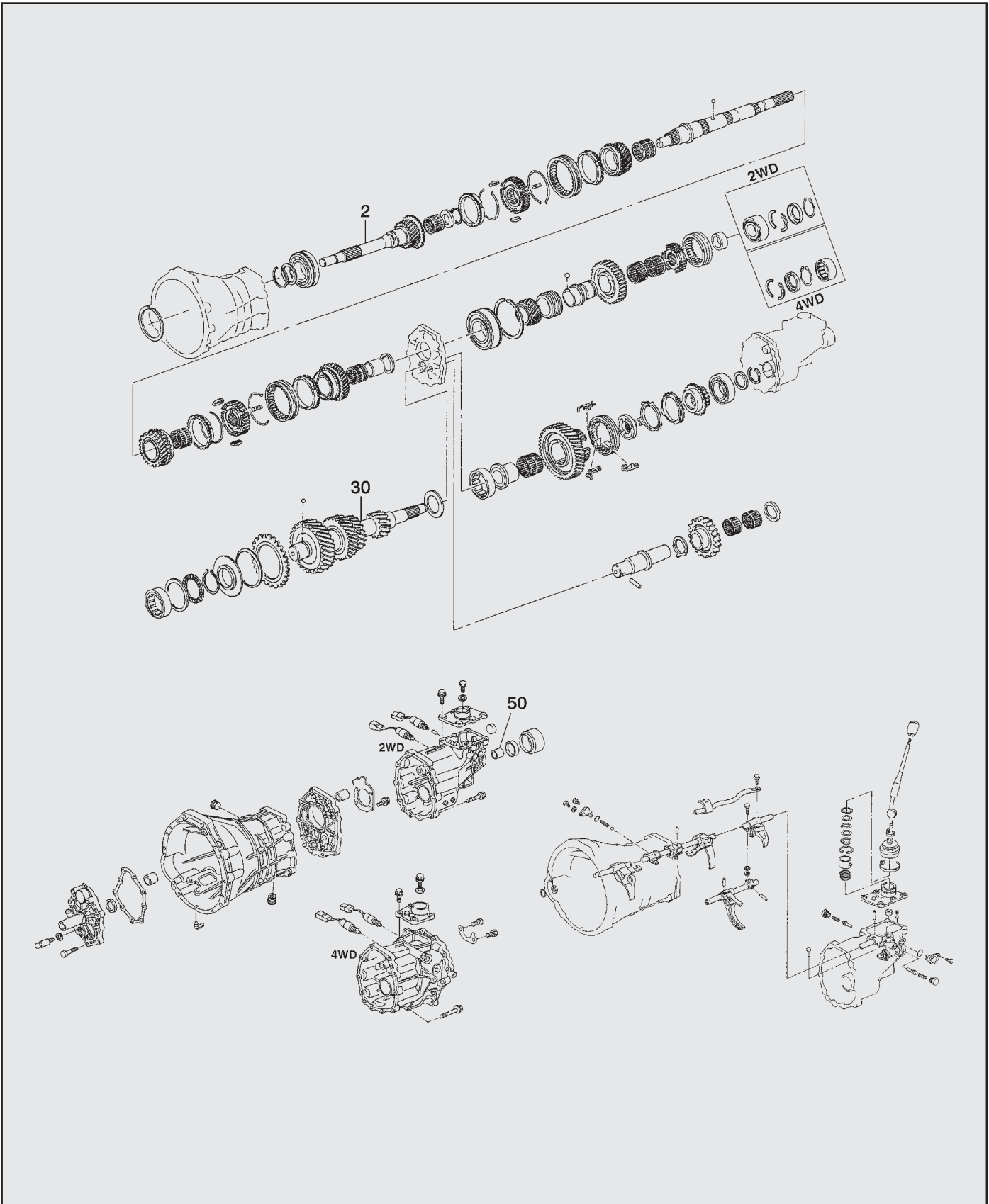
ILL	Part	Notes	Part #	Reference #
NEW VENTURE 3500 & GETRAG HM290 & 5LM60				
DODGE / GM LIGHT TRUCK				
2	Input Shaft	26T, 10 Spl, 9-5/8" OAL (w/Step, Fits 1st & 2nd Design) GM (88-91)	M22-1-16	23049683
2	Input Shaft	26T, 10 Spl, 9-5/8" OAL (w/o Step, Fits 3rd Design) GM (91-95)	M22-1-18	12540345
2	Input Shaft	26T, 10 Spl, 10-5/8" OAL, Dodge (94-Up)	M22-1-20	4741294
2	Input Shaft	26T, w/o Step, 3 id Rings, GM (96-Up)	M22-1-22	12547396
2	Input Shaft	35T, 10 Spl, 10-1/2" OAL, Dodge (97-Up)	M22-1-24	4883472AA
5	Synchronizer	Slider, 42T, 1st-2nd Gear	M22-5-22	290-15
5	Synchronizer	Slider, 42T, 3rd-4th Gear	M22-5-22	290-15
5	Synchronizer	Slider, 42T, 5th-Rev. Gear	M22-5-22	290-15
5	Synchronizer	Slider, 42T, 5th-Rev. Gear, (93-Up)	M22-5-24	290-15A
8	Gear	3rd Gear, 1st Design, 30T	M22-4-22	290-11
12	Gear	2nd Gear, 39T, 2.28" Bore, (91-94)	M22-4-25	290-21
18	Main Shaft	Fits 1st & 2nd Design, 4x4, Full Size (88-91)	M22-2-24	290-2
18	Main Shaft	Fits 3rd Design, 4x4, Full Size (91-93)	M22-2-26	290-2A
18	Main Shaft	Fits 3rd Design, 4x2, Full Size (93-Up)	M22-2-28	290-2B
22	Gear	Reverse Gear, 38T	M22-4-18	290-36
22	Gear	Reverse Gear	M22-4-20	290-36A
26	Gear	5th Gear (Main Shaft), 24T, Fits 1st & 2nd Design, GM (88-91)	M22-4-27	290-18
26	Gear	5th Gear (Main Shaft) 26T	M22-4-28	290-18B
32	Counter Shaft	34-28-22-14-43, 1" Journal, GM (88-91)	M22-3-06	23049687
32	Counter Shaft	34-28-22-14-14, 1.18" Journal, GM (91-93)	M22-3-08	8677746
32	Counter Shaft	34-28-22-14 (Long), 1.18" Journal, GM & Dodge (94-Up)	M22-3-10	12545780
32	Counter Shaft	34-28-23-15-14 (1.2" wide)- 37, 1.18" Journal, GM S-10 (96-Up)	M22-3-12	12547404
32	Counter Shaft	34-28-23-15-14 (2.4" wide)- 37, 1.18" Journal, GM & Dodge (94-Up)	M22-3-14	12548347
32	Counter Shaft	34-28-23-15-14-43, 1.31" Journal, GM (96-Up)	M22-3-16	12547403
32	Counter Shaft	46-37-22-14 (Long)- 52, 1.18" Journal, Dodge (97-Up)	M22-3-18	4874310
42	Retainer	Front Bearing Retainer, Fits 1st & 2nd Design, (88-91)	M22-8-08	12388895
42	Retainer	Front Bearing Retainer, Fits 3rd Design, (91-Up)	M22-8-10	12388896
44	Fork	Shift Fork, 1st-2nd Gear, GM (88-92)	M22-7-22	290-23
46	Fork	Shift Fork, 3rd-4th Gear, GM (88-92)	M22-7-24	290-23A
48	Fork	Shift Fork, 5th-Rev. Gear, GM (88-92)	M22-7-26	290-23B
50	Misc	Bushing - Extension Housing - large diameter 2.050 O.D.	M22-9-44	N / A
50	Misc	Bushing - Extension Housing - small diameter 1.630 O.D. x 1"	8008	N / A

NEW VENTURE 4500



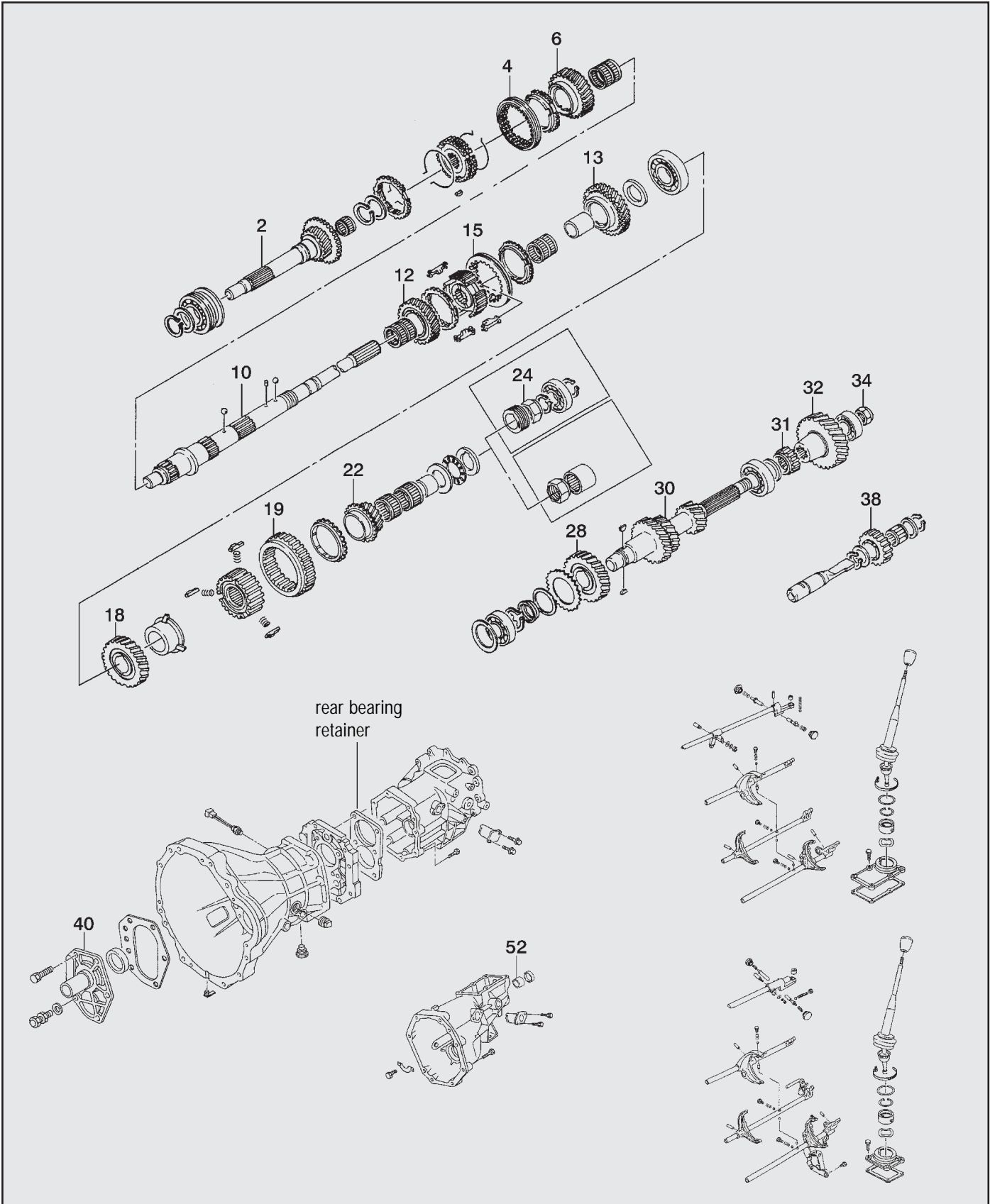
ILL	Part	Notes	Part #	Reference #
NEW VENTURE 4500				
NEW VENTURE 4500 - DODGE / GM TRUCK (CAST IRON CASE)				
2	Input Shaft	Dodge (92-93)	M22-1-38	4637756
2	Input Shaft	22T 10 Spl, 10" OAL (1.104" Clutch Spline Diameter) Dodge 5.9L Gas (97-02)	M22-1-34	4882357
2	Input Shaft	22T 10 Spl, 10" OAL (1.205" Clutch Spline Diameter) Dodge 5.9L Diesel, 8.0L (97-02)	M22-1-36	4882358
2	Input Shaft	20T 10 Spl, 9" OAL, GM (91-94)	M22-1-30	15637293
2	Input Shaft	20T 10 Spl, 9" OAL, GM (95)	M22-1-30	15637293
2	Input Shaft	GM (95)	M22-1-32	12382877
2	Input Shaft	GM (96-03)	M22-1-32	12382877
5	Synchronizer	Synchro Assembly (3rd-4th) GM (94-03)	M22-5-32	12542865
5	Synchronizer	Synchro Assembly (3rd-4th) Dodge (94-03)	M22-5-32	4740824
8	Gear	3rd Gear, Dodge (97-02)	M22-4-42	487436
8	Gear	3rd Gear, GM (91-94)	M22-4-50	12547205
8	Gear	3rd Gear, 29T, GM (95-03)	M22-4-42	12382792
10	Gear	2nd Gear, 37T, Dodge (92-02)	M22-4-34	4637730
10	Gear	2nd Gear, 37T, GM (91-03)	M22-4-34	15637281
18	Main Shaft	20-1/4" OAL, GM 2WD w/o Parking Brake (94-00)	M22-2-40	12382817
18	Main Shaft	GM 2WD w/ Parking Brake (94-00)	M22-2-42	12382819
18	Main Shaft	GM 4x4 (91-00)	M22-2-34	12382861
18	Main Shaft	Dodge 4x4, 5.9L Gas (94-99)	M22-2-44	5003215AA
18	Main Shaft	Dodge 4x4, 5.9L Diesel, 8.0L (94-99)	M22-2-36	5003218AA
18	Main Shaft	31 Spl, 24-5/16" OAL, Dodge 2WD Diesel	M22-2-38	NA
22	Gear	1st Gear, Dodge (92-02)	M22-4-54	4637728
22	Gear	1st Gear, GM (91-03)	M22-4-54	15637279
40	Counter Shaft	38-30-21-12, Dodge (97-02)	M22-3-32	4882367
40	Counter Shaft	38-30-21-12, GM (96-03)	M22-3-32	12382834
32	Gear	5th Gear (Main Shaft) Dodge (92-93)	M22-4-08	4637798
32	Gear	5th Gear (Main Shaft) Dodge (94-00) 5.2L, 5.9L Gas	M22-4-08	4637798
32	Gear	5th Gear (Main Shaft) Dodge 5.9L Gas (01-02)	M22-4-38	NV18164
32	Gear	5th Gear (Main Shaft) Dodge 5.9L Diesel, 8.0L (94-02)	M22-4-38	4741551
32	Gear	5th Gear (Main Shaft) 19T 31 Spl., GM (91-93)	M22-4-04	15635278
32	Gear	5th Gear (Main Shaft) GM (94-03)	M22-4-08	12548339
44	Gear	5th Gear (Counter Shaft) 51T, w/ Integral Hub, Dodge (92-02)	M22-4-36	4637786
44	Gear	5th Gear (Counter Shaft) GM (91-94)	M22-4-35	15637296
44	Gear	5th Gear (Counter Shaft) 51T, w/ Integral Hub, GM (95)	M22-4-36	12548338
44	Gear	5th Gear (Counter Shaft) 50T, with Slider, Keys & Springs, GM (96-03)	M22-4-37	12548337
60	Retainer	Front Bearing Retainer, GM (91-96)	M22-8-30	15665238
60	Retainer	Front Bearing Retainer, GM (97-02)	M22-8-32	12549369
60	Retainer	Front Bearing Retainer, Dodge, 5.9L Diesel, 8.0L (94-02)	M22-8-36	4741543
N.I.	Misc	1-2 Spring/Key Kit	M22-9-30	NV4500-K1
N.I.	Misc	3-4 Spring/Key Kit	M22-9-32	NV4500-K3
N.I.	Misc	5-R Spring/Key Kit	M22-9-32	NV4500-K3
N.I.	Misc	Nut (Mainshaft) 2WD	M22-9-36	050033228AA
N.I.	Misc	Bushing - Extension Housing - large diameter 2.340 O.D.	M22-9-46	N / A
N.I.	Misc	Input Pilot/Pilot Bearing Repair Kit (91-Up)	BR750K	N / A
N.I.	Misc	Input Pilot Sleeve/Pilot Bearing (91-Up)	BR750	N / A

NISSAN FS5R30A



ILL	Part	Notes	Part #	Reference #
NISSAN FS5R30A				
2	Input Shaft	20T, 24 Spl, 10-1/4" OAL, 4x4, (3/87-95)	M17-1-20	NISV6-16
30	Counter Shaft	33-31-21-13, 4x4, (3/87-95)	M17-3-20	NISV6-8
50	Misc	Bushing - Extension Housing - small diameter 1.500 O.D.	M17-9-40	N / A

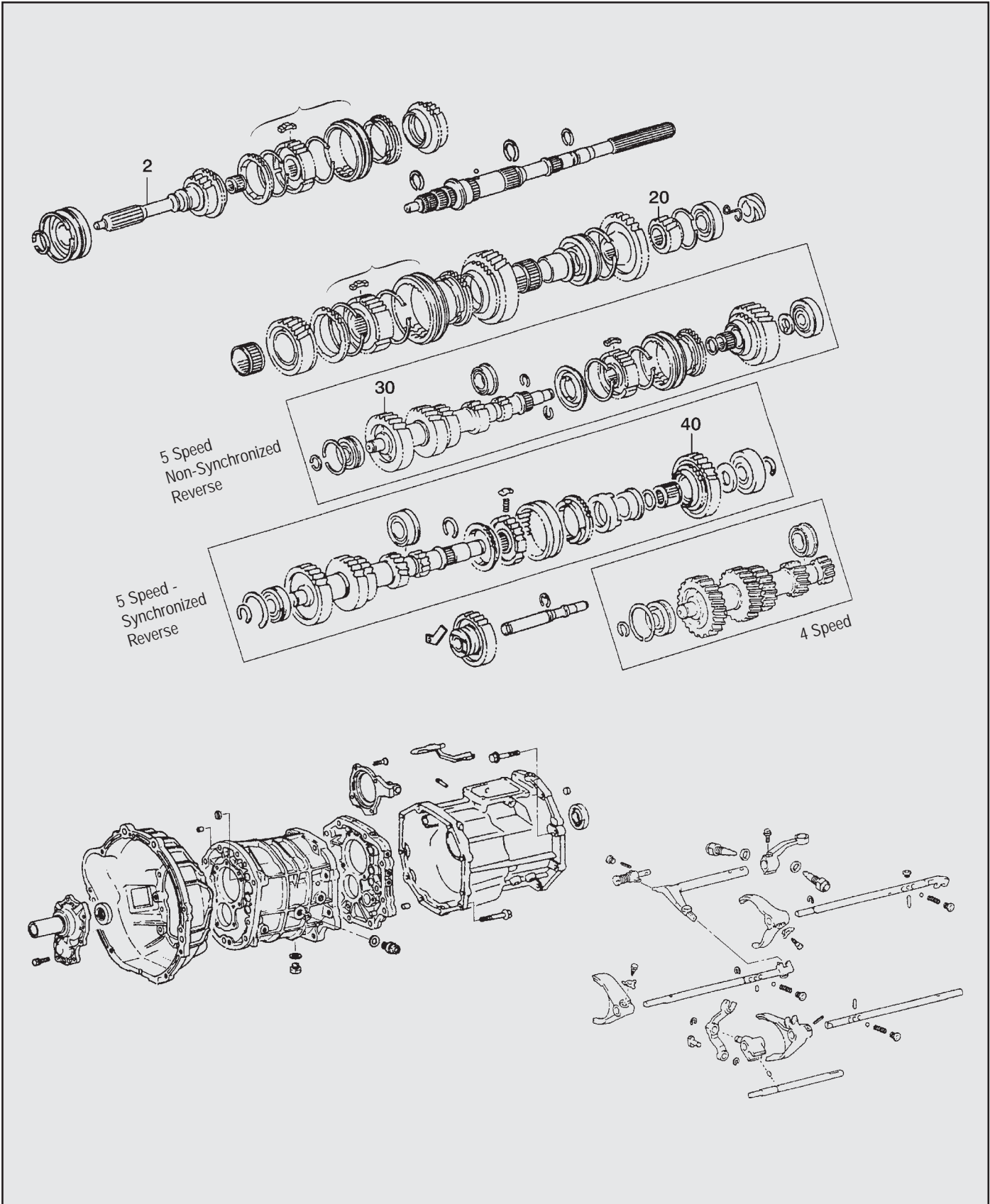
NISSAN FS5W71



ILL	Part	Notes	Part #	Reference #
NISSAN FS5W71				
2	Input Shaft	Input Shaft Set, I/S (21T) & C/S 4th gear (32T) 4x4 (86-Up)	M17-1-02	NIS-16
2	Input Shaft	Input Shaft Set, I/S (22T) & C/S 4th gear (31T) 2WD (86-93)	M17-1-04	NIS-16A
2	Input Shaft	Input Shaft Set, I/S (22T) & C/S 4th gear (31T) 2WD (93-Up)	M17-1-06	NIS-16B
18	Gear	Reverse Gear, 36T 2nd Design (93-Up) (Note 1)	M17-4-16	NIS-37
19	Synchronizer	Reverse Gear / 5th Slider, 36T (81-92)	M17-5-04	NIS-36
19	Synchronizer	Reverse / 5th Slider (93-Up) (No Teeth)	M17-5-02	NIS-40
30	Counter Shaft	28-19-13, 4x4 (86-Up)	M17-3-02	NIS-8
22/32	Gear	5th Gear Kit, Includes M/S (21T) & C/S (39T) 4x4 (86-93)	M17-4-02	NIS-5
22/32	Gear	5th Gear Kit, Includes M/S (24T) & C/S (45T) 4x4 (79-85)	M17-4-04	NIS-5A
22/32	Gear	5th Gear Kit, Includes M/S (22T) & C/S (37T) 2WD (86-Up)	M17-4-06	NIS-5B
22/32	Gear	5th Gear Kit, Includes M/S (21T) & C/S (39T) 4x4 (93-Up)	M17-4-08	NIS-5C
31	Gear	Reverse Gear (Countershaft) 15T	M17-4-18	NIS-46
34	Misc	Nut (Countershaft)	M17-9-06	NIS-220
38	Gear	Reverse Idler Gear, 21T	M17-4-10	NIS-10A
38	Gear	Reverse Idler Gear, 22T	M17-4-12	NIS-10B
19-31/38	Misc	Reverse Kit, Early, Includes 19, 31 & 38 (81-92)	M17-4-14	NIS-REV KIT
40	Retainer	Front Bearing Retainer, (84-Up)	M17-8-05	NIS-6A
52	Misc	Bushing - Extension Housing - small diameter 1.500 O.D.	M17-9-40	N / A

Note 1: When servicing 93-7/97 vehicles using 2nd design gear (**M17-4-16**), the rear bearing retainer (**32139-56G02**) and striking rod (**32892-64G00**) must also be replaced. Retainer and striking rod are dealer items only.

TOYOTA W56




ILL	Part	Notes	Part #	Reference #
TOYOTA W56				
2	Input Shaft	32T, w/ 1 id (84-10/91)	M19-1-06	W56-16
2	Input Shaft	32T, w/ no id (10/91-Up)	M19-1-08	W59-16
20/40	Gear	5th Gear Kit, Includes M/S & C/S Gears	M19-4-20	W56-5
30	Counter Shaft	47-35-24-13-14, w/3 id on Reverse (84-10/91)	M19-3-06	W56-8
30	Counter Shaft	47-35-24-13-14, w/3 id on Reverse (10/91-Up)	M19-3-08	W59-8
N.I.	Misc	Bushing - Extension Housing - medium diameter 1.725 O.D.	M29-9-44	N / A

Standard Transmission Hard Parts



ZF S5-42 / S5-47 / S5-47M



Note: ZF S5-42 (88-95) Tag Code #1307 xxxxxx
ZF S5-47 (96-97) Tag Code #1317 xxxxxx
ZF S5-47M (98-Up) Tag Code #1317 xxxxxx

ILL	Part	Notes		Part #	Reference #
ZF S5-42 / ZF S5-47 / S5-47M					
4	Input Shaft	27T, 11-3/4" OAL	S5-42	M25-1-02	ZF42-16B
4	Input Shaft	27T, 9-1/2" OAL	S5-42	M25-1-04	ZF42-16
4	Input Shaft	34T, 9-5/8" OAL	S5-42	M25-1-06	ZF42-16A
4	Input Shaft	27T, 11-3/4" OAL	S5-47	M25-1-14	1317202015
4	Input Shaft	29T, 9-1/2" OAL	S5-47	M25-1-08	ZF47-16B
4	Input Shaft	27T, 9-1/2" OAL	S5-47	M25-1-16	1317202017
4	Input Shaft		S5-47M	M25-1-18	1317202033
6	Synchronizer	3rd/4th Gear Hub & Slider	S5-42	M25-5-10	ZF42-2.5
6	Synchronizer	3rd/4th Gear Synchro Assembly	S5-47/M	M25-5-02	1317204039
8	Gear	3rd Gear, 30T	S5-42	M25-4-06	ZF42-11
8	Gear	3rd Gear, 40T	S5-42	M25-4-24	ZF42-11A
8	Gear	3rd Gear, 31T	S5-47	M25-4-26	ZF47-11
8	Gear	3rd Gear, 30T	S5-47/M	M25-4-27	1317204006
10	Gear	2nd Gear, 37T	S5-42	M25-4-04	ZF42-21A
10	Gear	2nd Gear, 51T	S5-42	M25-4-02	ZF42-21
10	Gear	2nd Gear, 37T	S5-47/M	M25-4-30	ZF47-21
12	Synchronizer	1-2 Hub and Slider		M25-5-22	ZF42-80
18	Main Shaft	4x4, 18-3/4" OAL	S5-42	M25-2-02	ZF42-2
18	Main Shaft	4x4, 20" OAL	S5-42	M25-2-08	1307304353
18	Main Shaft	4x2, 16-1/2" OAL	S5-42	M25-2-04	ZF42-2A
18	Main Shaft	4x4, 20" OAL	S5-47	M25-2-08	1307304353
18	Main Shaft	4x4, 18-3/4" OAL	S5-47/M	M25-2-02	ZF42-2
18	Main Shaft	4x2, 16-1/2" OAL	S5-47/M	M25-2-04	ZF42-2A
20	Gear	Main Shaft Reverse Gear, 44T	S5-42	M25-4-20	ZF42-36
20	Gear	Main Shaft Reverse Gear, 44T	S5-47/M	M25-4-32	ZF47-36A
24	Synchronizer	5th/Rev. Gear Synchro Assy., Hub and Slider	S5-42	M25-5-04	ZF42-40
26	Gear	Main Shaft 5th Gear, 26T	S5-42	M25-4-10	ZF42-18
26	Gear	Main Shaft 5th Gear, 30T	S5-42	M25-4-08	ZF42-18A
26	Gear	Main Shaft 5th Gear, 25T	S5-47	M25-4-28	ZF47-18
26	Gear	Main Shaft 5th Gear, 26T	S5-47/M	M25-4-29	1317204018
30	Gear	Counter Shaft 4th Gear, 45T	S5-42	M25-4-12	ZF42-9
30	Gear	Counter Shaft 4th Gear, 41T	S5-42	M25-4-14	ZF42-9A
30	Gear	Counter Shaft 4th Gear, 43T	S5-47	M25-4-22	ZF47-9B
30	Gear	Counter Shaft 4th Gear, 45T	S5-47/M	M25-4-12	ZF42-9
32	Counter Shaft	3rd Gear, Counter Shaft, 31T		M25-3-08	ZF42-34A
34	Counter Shaft	21T 1st, 14T 2nd/Rev.		M25-3-04	ZF42-3
34	Counter Shaft	26T 1st, 14T 2nd/Rev.		M25-3-06	ZF42-3A
50	Fork	1st/2nd Gear Shift Fork Assembly, (Fork Only, No Rail Included)	S5-47	M25-7-04	ZF47-23
50	Fork	1st/2nd Gear Shift Fork Assembly	S5-42/S5-47	M25-7-02	ZF42-23
52	Fork	3rd/4th Gear Shift Fork	S5-42/S5-47/M	M25-7-06	ZF42-23A
54	Fork	5th/Rev. Gear Shift Fork	S5-42/S5-47/M	M25-7-08	ZF42-23B
N.I.	Misc	Input Pilot/Pilot Bearing Repair Kit (87-96)	S5-42/S5-47/M	BR730K	N / A
N.I.	Misc	Input Pilot Sleeve/Pilot Bearing (87-96)	S5-42/S5-47/M	BR730	N / A

Extension Housing Bushings



TRANS MFG	TRANS	DESCRIPTION	PART #	REFERENCE
GENERAL MOTORS				
BORGWARNER	T10	Large diameter 2.015 O.D. Small diameter 1.630 O.D. x 1"	M20-9-44 8008	
	T5 / T5 WC	Small diameter 1.630 O.D. x 1"	8008	
	T56	Small diameter 1.630 O.D. x 1"	8008	
MUNCIE	M20 / 21 / 22	Large diameter 2.015 O.D. Small diameter 1.630 O.D. x 1"	M20-9-44 8008	
NEW PROCESS / NEW VENTURE	NP435 (Truck)	Large diameter 2.260 O.D.	M22-9-40	
	A833	Small diameter 1.630 O.D. x 1"	8008	
	NV1500	Small diameter 1.630 O.D. x 1"	8008	
	NV2500	Medium diameter 1.700 O.D.	12501A	
	NV3500	Small diameter 1.630 O.D. x 1"	8008	
	NV3500	Large diameter 2.050 O.D.	M22-9-44	
	4500	Large diameter 2.340 O.D.	M22-9-46	
TREMEC	3 Speed (T-150)	Small diameter 1.630 O.D. x 1"	8008	
SAGINAW	3/4 Speed	Small diameter 1.630 O.D. x 1"	8008	
GEO	Tracker	Small diameter 1.580 O.D.	M10-9-40	
FORD				
BORGWARNER	T10	Large diameter 2.015 O.D. Small diameter 1.630 O.D. x 1" Small diameter 1.630 O.D. x 1.5"	M20-9-44 8008 6014	
	T5 / T5 WC	Small diameter 1.630 O.D. x 1.5"	6014	
	T56	Small diameter 1.630 O.D. x 1.5"	6014	
NEW PROCESS / NEW VENTURE	NP435 (Truck)	Small diameter 1.630 O.D. x 1.5"	6014	
	NP435 (Truck)	Large diameter 2.260 O.D.	M22-9-40	
TREMEC	3 Speed (T-150)	Small diameter 1.630 O.D. x 1.5"	6014	
	4 Speed (RUG/SROD)	Small diameter 1.630 O.D. x 1.5"	6014	
TOYO KOGYO	4 Speed	Small diameter 1.505 O.D.	M26-9-40	
	5 Speed	Small diameter 1.580 O.D.	M26-9-42	
	M50D (M5R1/M5R2)	Medium diameter 1.740 O.D.	M16-9-40	

TRANS MFG	TRANS	DESCRIPTION	PART #	REFERENCE
CHRYSLER				
BORGWARNER	T10	Large diameter 2.015 O.D. Small diameter 1.630 O.D. x 1"	M20-9-44 8008	
	T4/T5 / T5 WC	Small diameter 1.630 O.D. x 1"	8008	
	T56	Small diameter 1.630 O.D. x 1"	8008	
NEW PROCESS / NEW VENTURE	A230 3 Spd. / A833 4 Spd.	Small diameter 1.700 O.D.	12501A	
	A230 3 Spd. / A833 4 Spd.	Large diameter 1.815 O.D.	6023	
	NV2500	Medium diameter 1.700 O.D.	12501A	
	NV3500	Small diameter 1.630 O.D. x 1"	8008	
	NV3500	Large diameter 2.050 O.D.	M22-9-44	
	NV4500	Large diameter 2.340 O.D.	M22-9-46	
TREMEC	3 Speed (T-150)	Small diameter 1.630 O.D. x 1.5"	6014	
	3 Speed (A390)	Medium diameter 1.700 O.D.	12501A	
	3 Speed (A390)	Large diameter 1.815 O.D.	6023	
AISIN WARNER	AX5	Small diameter 1.670 O.D.	M29-9-40	
	AX15	Medium diameter 1.725 O.D.	M29-9-44	
MITSUBISHI				
MITSUBISHI	5 Speed	Small diameter 1.580 O.D.	M13-9-40	
ISUZU				
ISUZU	5 Speed	Small diameter 1.505 O.D.	M15-9-40	
MAZDA				
MAZDA	5 Speed	Small diameter 1.580 O.D.	M16-9-42	
	M50D (M5R1/M5R2)	Medium diameter 1.740 O.D.	M16-9-40	
NISSAN				
NISSAN	4 / 5 Speed	Small diameter 1.500 O.D.	M17-9-40	
SUZUKI				
SUZUKI	5 Speed	Small diameter 1.420 O.D. w/ ID groove	M15-9-44	
TOYOTA				
TOYOTA	5 Speed (L42 / L52 / W50)	Small diameter 1.670 O.D.	M29-9-40	
	5 Speed (W56)	Medium diameter 1.725 O.D.	M29-9-44	
	(R150)	Medium diameter 1.735 O.D.	M19-9-40	

PILOT REPAIR

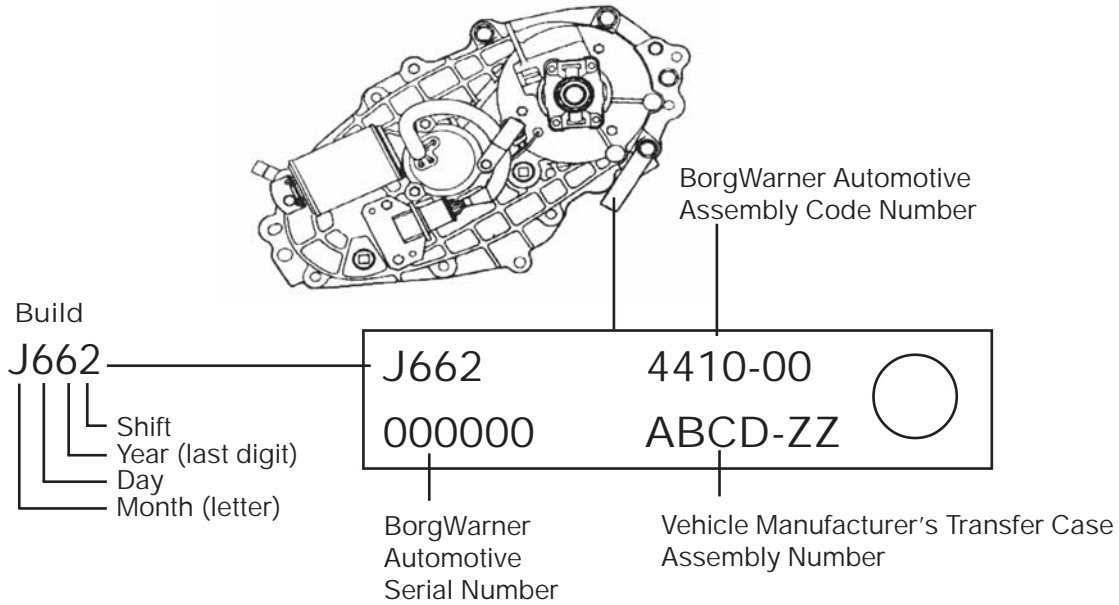
MANUFACTURER	MODEL	DESCRIPTION	QTY.	YEAR	PART NO.
FORD	ZF 5 Speed	Input Pilot/Pilot Bearing Repair Kit	1	87-96	BR730K
	ZF 5 Speed	Input Pilot Sleeve/Pilot Bearing	1	87-96	BR730
GM	NV4500	Input Pilot/Pilot Bearing Repair Kit	1	91-Up	BR750K
	NV4500	Input Pilot Sleeve/Pilot Bearing	1	91-Up	BR750

STANDARD FLYWHEEL SHIMS

APPLICATION	ENGINE	THICKNESS	SHIM
GM FWD/RWD 4/6/8 Cyl.	2.0, 2.2, 2.5, 2.8, 3.1L	.089 .050 .025	99-9258 99-9259A 99-9268
	2.3, 3.8 (FWD), 4.3L	.050 .025	99-9259B 99-9268B
	3.7, 3.8 (RWD), 4.1, 4.4, 4.6, 5.1, 5.2, 5.4, 5.7, 6.0 6.2 (Diesel), 6.4, 6.5, 6.6, 6.7, 7.0, 7.4L	.089 .050 .025	99-9250 99-9251A 99-9249
FORD FWD/RWD 4/6/8 Cyl.	1.3, 2.8, 2.9, 4.0L - 6 Bolt	.050 .025	99-9261 99-9261A
	1.6, 1.9, 2.0, 2.3, 3.3, 3.8, 3.9, 4.1, 4.2, 4.7, 4.9, 5.0 5.8L	.089 .050 .025	99-9256A 99-9257A 99-9253A
	5.7, 5.9, 6.4, 6.9, 7.0, 7.5L	.050 .025	99-9266 99-9265
	4.0L - 8 Bolt	.050 .025	99-9271 99-9271A
CHRYSLER RWD 6/8 Cyl.	3.7, 3.9, 5.3, 5.6, 5.9, 6.3, 7.2L	.089 .050 .025	99-9264 99-9263 99-9262
	5.9L - Diesel	.089 .050 .025	99-9264D 99-9263D 99-9262D
HONDA	1.2, 1.3, 1.5, 1.6, 1.8, 2.0, 2.2L	.050 .025	99-9254 99-9254A
MAZDA	1.3, 1.8, 2.0, 3.0L	.050 .025	99-9272 99-9272A
MITSUBISHI	1.8, 2.6L	.050 .025	99-9270 99-9269
NISSAN	1.6, 1.8, 2.0, 2.2, 2.4, 2.6, 2.8, 3.0L (Ex. V6)	.050 .025	99-9255 99-9255A
TOYOTA	1.6, 1.8, 1.9, 2.0, 2.2, 2.3, 2.4, 3.0L (Ex. V6)	.050 .025	99-9270 99-9269
FLYWHEEL SHIM PACKAGE	16 Various Flywheel Shims		99-9200K

TRANSFER CASE IDENTIFICATION

BorgWarner Transfer Case Identification



New Venture / New Process Transfer Case Identification



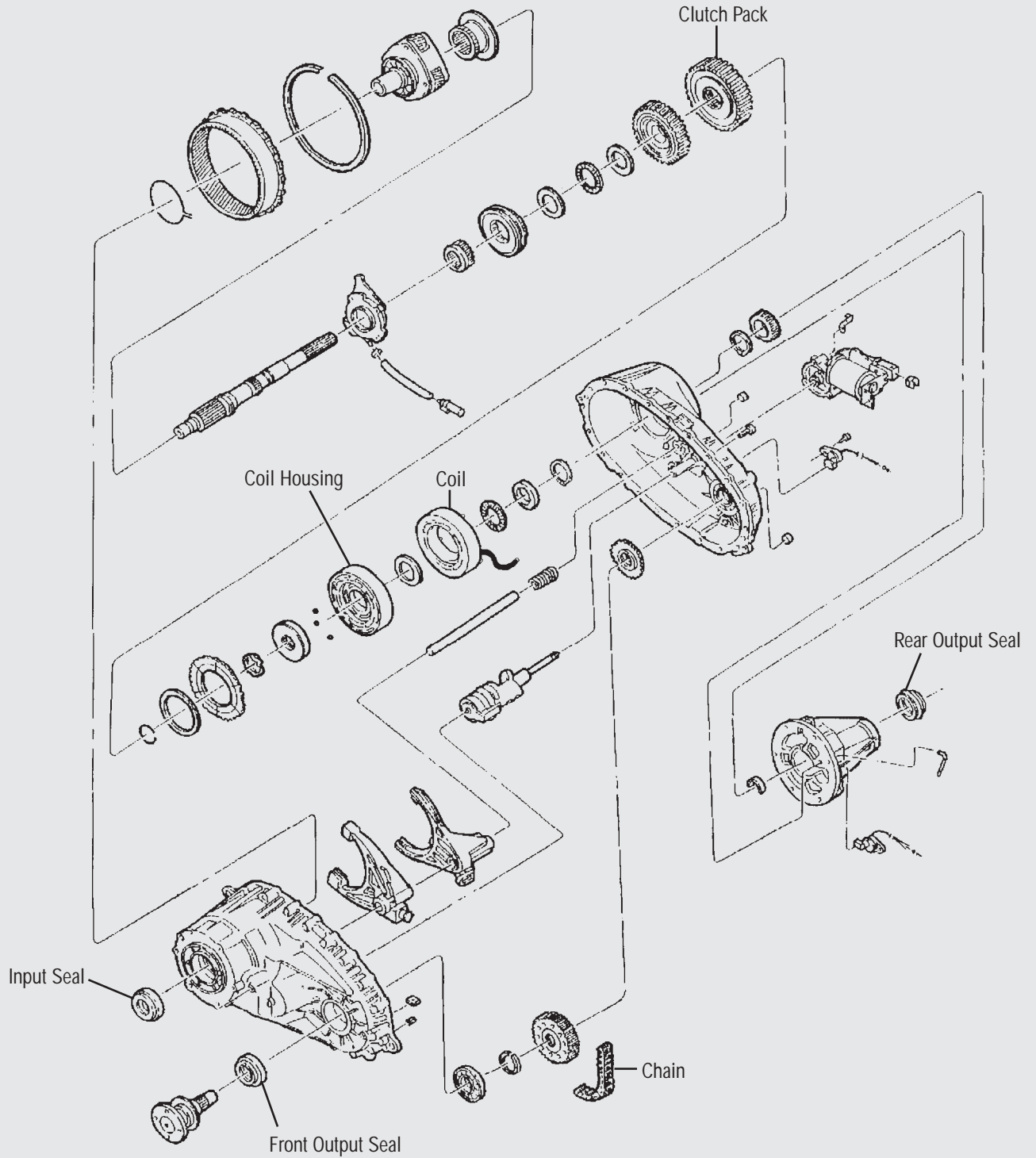
Top semi-circle	Model	Stamped with New Venture model number (242 J)
Line above screw	Assembly No.	Stamped with the OE part number for a complete transfer case assembly
Line below screw	Serial No.	N / A
Bottom semi-circle	Ratio	N / A

TRANSFER CASE KIT CONTENTS

MK (Major Rebuild Kit) contents, in general, will contain all Gaskets (or R.T.V.), Seals, O-rings, Metal Clad Seals, All Ball & Taper Type Bearings, Needle Type Washers, Loose Needle Bearings, and other needed items to rebuild the transfer case.

MS (Minor Rebuild Kit - Overhaul) contain All Sealing Parts including Gaskets (or R.T.V.), Seals, O-rings, & Metal Clad Seals.

Note: "REFERENCE ONLY" 4405 / 4406 Electric Shift / Torque On Demand



Model #	Years	Notes	Description	Major Kit	O/H Kit	Chain
CHRYSLER (Dodge, Plymouth)						
1/2, 3/4 & 1 Ton Truck						
20	56-68			MK5902	MS5902	---
203	73-79	1		MK5900	MS5900	HV-005/009
205	69-93		w/ 6307N Input Bearing	MK5901	MS5901	---
205	88-93		w/ 6210N Input Bearing	MK5901A	MS5901A	---
208	81-87	2	Includes Small Parts Kit	MK5908	MS5908	HV-014/025
231	94-99	3	All, except assy #52105021AB & 52105022AB	MK5907F	MS5907F	HV-022/027
231	1999	3	w/ assy #52105021AB & 52105022AB	MK5907H	MS5907F	HV-022/027
231	00-01	3		MK5907H	MS5907F	HV-022/027
241	88-93	4		MK5908A	MS5908	HV-025/031
241	1994	4		MK5908B	MS5908	HV-025/031
241	95-96	4		MK5908C	MS5908	HV-025/031
241	97-99	4	Light / Heavy Duty	MK5908D	MS5908	HV-025/031
241	00-Up	4	Light / Heavy Duty	MK5908E	MS5908	VARIOUS
243	02-Up	4	Electric Shift	MK5908E	MS5908	HV-072/081
261SHD	01-Up		Heavy Duty	MK5936D	MS5936D	HV-074
Dakota						
207	86-87			MK5907	MS5907	HV-022
231	88-93	3	w/ BD50-8 I/S Brg.	MK5907A	MS5907	HV-022/027
231	94-99	3	6 Cyl., w/ 6010N I/S Brg.	MK5907E	MS5907E	HV-022/027
231	94-98	3	V-8, w/ 6010N I/S Brg., 206 O/S Brg.	MK5907E	MS5907E	HV-022/027
231	98-99	3	V-8, w/ 6010N I/S Brg., 207 O/S Brg.	MK5907F	MS5907F	HV-022/027
231	2000	3	6 Cyl., w/ BD50-8 I/S Brg.	MK5907A	MS5907	HV-022/027
231	2000	3	V-8, w/ BD50-8 I/S Brg.	MK5907H	MS5907F	HV-022/027
233	01-Up	3	Electric Shift	MK5907H	MS5907F	HV-022/027
242	97-99	5	w/ 6010N I/S Brg.	MK5914F	MS5914F	HV-028/063
242	2000	5	w/ BD50-8 I/S Brg.	MK5914G	MS5914F	HV-028/063
Durango						
231	98-99	3	6 Cyl., w/ 6010N I/S Brg.	MK5907E	MS5907E	HV-022/027
231	1999	3	V-8, w/ 6010N I/S Brg.	MK5907F	MS5907F	HV-022/027
231	2000	3	6 Cyl., w/ BD50-8 I/S Brg.	MK5907A	MS5907	HV-022/027
231	2000	3	V-8, w/ BD50-8 I/S Brg.	MK5907H	MS5907F	HV-022/027
233	01-03	3	Electric Shift	MK5907H	MS5907F	HV-022/027
242	98-99	5	w/ 6010N I/S Brg.	MK5914F	MS5914F	HV-028/063
242	2000	5	w/ BD50-8 I/S Brg.	MK5914G	MS5914F	HV-028/063
Caravan, Grand Caravan, Grand Voyager, Voyager, Town & Country						
Steyr	91-03			MK5967	MS5967	---

DIAHATSU

Rocky	88-92			MK5961	MS5961	---
-------	-------	--	--	--------	--------	-----

1. During 1978 the NP203 Transfer Case could have either of 2 chains (**HV-005** or **HV-009**). **HV-005** is 2-1/2" wide x 49 Links, and **HV-009** is 2" wide x 36 links.
2. NP208 Transfer Case may require either a rocker joint **HV-014** or a round pin **HV-025** design chain.
3. NP231/NP233 may use either **HV-022** 1-1/4" chain, or **HV-027** 1" chain, depending on engine.
4. Regular NP241 uses a **HV-025** 1-1/4" round pin chain. Heavy Duty uses a **HV-031** 1-1/2" round pin chain up to 2002.
NP241/243 02-Up may require either a 1-1/4" wide x 84 pitch rocker joint **HV-081** or a 1-1/4" wide x 98 pitch rocker joint **HV-072** chain design.
5. NP242 Transfer Case may require either a 1" wide x 72 pitch **HV-028** or a 1-1/4" wide x 98 pitch **HV-063** design chain.

Model #	Years	Notes	Description	Major Kit	O/H Kit	Chain
FORD (Lincoln, Mercury)						
Aerostar Dana 28	89-97			MK5915H	MS5915H	HV-048
Bronco Dana 20	66-77			MK5915B	MS5915B	---
205	78-79		Direct Mount	MK5901C	MS5901C	---
208	80-86		Includes Small Parts Kit	MK5908	MS5908	HV-012
1356	87-96		Manual Shift	MK5919	MS5919	HV-012
1356	92-96		Electric Shift	MK5919	MS5919	HV-012
Bronco II 1350	84-90		Manual Shift or Electric Shift	MK5910	MS5910	HV-022
1359	84-90		Dummy Case used in 2WD Applications	MK5916	MS5916	---
Excursion 273	00-Up		Electric Shift	MK5930	MS5930	HV-064
Expedition 4406	97-Up	6	Electric Shift	MK5928	MS5928	VARIOUS
4416	02-Up			MK5917	MS5917	HV-053
Explorer 1354	91-95		Manual Shift or Electric Shift	MK5911	MS5911	HV-022
4405	95-96	7	V-6 w/ Electric Shift	MK5927	MS5927	HV-051/067
4405	97-01	7	V-6 w/ Electric Shift	MK5927B	MS5927	HV-051/067
4404	96-98	11	V-8 w/ TOD	MK5926	MS5926	HV-051/070
4403	99-01	11	AWD	MK5925	MS5925	HV-051/070
4411	02-Up		V-6	MK5938B	MS5938B	HV-067
4410	02-Up		V-8	MK5938	MS5938	HV-078
F-150 Dana 21	65-74			MK5915D	MS5915D	---
Dana 24	62-72			MK5915F	MS5915F	---
203	72-79	1	Direct Mount	MK5905	MS5905	HV-005/009
203	72-75	1	Remote Mount	MK5905C	MS5905	HV-005/009
205	71-89		Direct Mount	MK5901C	MS5901C	---
205	71-77		Remote Mount	MK5901D	MS5901D	---
208	80-86		Includes Small Parts Kit	MK5908	MS5908	HV-012
1345	81-91			MK5909	MS5909	HV-013
1356	87-96		Manual Shift	MK5919	MS5919	HV-012
1356	92-96		Electric Shift	MK5919	MS5919	HV-012
4406	96-Up	6	Manual Shift or Electric Shift	MK5928	MS5928	VARIOUS

1. During 1978 the NP203 Transfer Case could have either of 2 chains (HV-005 or HV-009). HV-005 is 2-1/2" wide x 49 links, HV-009 is 2" wide x 36 links.

6. WG4406 Transfer Case may require either a 1-1/4" wide x 86 pitch round pin HV-052, or a 1" wide x 86 pitch round pin HV-066, or a 1-1/4" x 86 pitch rocker joint HV-053 design chain.

Application:

HV-052 manual / elec. 96 – 4/98

HV-066 manual / elec. 5/98 – up

HV-053 TOD (torque on demand) 99 – up

7. WG4405 Transfer Case may require either a 1 1/4" wide x 74 pitch HV-051 or a 1" wide x 74 pitch HV-067 design chain.

11. The HV-051 and HV-070 have different lacing (link) patterns. The HV-051 has one blue link. The HV-070 has two blue links and ET guides.

Model #	Years	Notes	Description	Major Kit	O/H Kit	Chain
---------	-------	-------	-------------	-----------	---------	-------

FORD (Lincoln, Mercury)

F-250

Dana 21	65-74			MK5915D	MS5915D	---
Dana 24	62-72			MK5915F	MS5915F	---
203	72-79	1	Direct Mount	MK5905	MS5905	HV-005/009
203	72-75	1	Remote Mount	MK5905C	MS5905	HV-005/009
205	71-89		Direct Mount	MK5901C	MS5901C	---
205	71-77		Remote Mount	MK5901D	MS5901D	---
208	80-86		Includes Small Parts Kit	MK5908	MS5908	HV-012
1345	81-91			MK5909	MS5909	HV-013
1356	87-96		Manual Shift	MK5919	MS5919	HV-012
4406	96-01	6	Manual Shift or Electric Shift	MK5928	MS5928	VARIOUS
4407	96-97			MK5929	MS5929	HV-054
271	99-Up			MK5930	MS5930	HV-064
273	99-Up		Electric Shift	MK5930	MS5930	HV-064

F-350

Dana 21	65-74			MK5915D	MS5915D	---
Dana 24	62-72			MK5915F	MS5915F	---
203	72-79	1	Direct Mount	MK5905	MS5905	HV-005/009
203	72-75	1	Remote Mount	MK5905C	MS5905	HV-005/009
205	71-89		Direct Mount	MK5901C	MS5901C	---
205	71-77		Remote Mount	MK5901D	MS5901D	---
208	80-86		Includes Small Parts Kit	MK5908	MS5908	HV-012
1345	81-87			MK5909	MS5909	HV-013
1356	87-97		Manual Shift	MK5919	MS5919	HV-012
4407	1996			MK5929	MS5929	HV-054
271	99-Up			MK5930	MS5930	HV-064
273	99-Up		Electric Shift	MK5930	MS5930	HV-064

Mountaineer

4405	97-01	7	V-6 w/ Electric Shift	MK5927B	MS5927	HV-051/067
4404	96-98	11	V-8 w/ TOD	MK5926	MS5926	HV-051/070
4403	99-01	11	AWD	MK5925	MS5925	HV-051/070
4411	02-Up		V-6	MK5938B	MS5938B	HV-067
4410	02-Up		V-8	MK5938	MS5938	HV-078

Navigator

4406	98-Up	6	Electric Shift	MK5928	MS5928	VARIOUS
4416	02-Up			MK5917	MS5917	HV-053

Ranger

1350	83-90		Manual Shift or Electric Shift	MK5910	MS5910	HV-022
1354	90-98		Manual Shift	MK5911	MS5911	HV-022
1354	90-Up		Electric Shift	MK5911	MS5911	HV-022

1. During 1978 the NP203 Transfer Case could have either of 2 chains (**HV-005** or **HV-009**). **HV-005** is 2-1/2" wide x 49 links, **HV-009** is 2" wide x 36 links.
6. WG4406 Transfer Case may require either a 1-1/4" wide x 86 pitch round pin **HV-052** or a 1" wide x 86 pitch round pin **HV-066** or a 1-1/4" x 86 pitch rocker joint **HV-053** design chain.

Application:

HV-052	manual / elec. 96 – 4/98
HV-066	manual / elec. 5/98 – up
HV-053	TOD (torque on demand) 99 – up

7. WG4405 Transfer Case may require either a 1-1/4" wide x 74 pitch **HV-051** or a 1" wide x 74 pitch **HV-067** design chain.
11. The **HV-051** and **HV-070** have different lacing (link) patterns. The **HV-051** has one blue link. The **HV-070** has two blue links and ET guides.

Model #	Years	Notes	Description	Major Kit	O/H Kit	Chain
GM (Chevrolet, GMC, Buick, Cadillac, Oldsmobile, Hummer, Geo)						
1/2, 3/4 & 1 Ton Truck						
149	2003		One Speed	MK5924	MS5924	HV-072
203	73-79	1		MK5900	MS5900	HV-005/009
205	70-Up		w/ 6307N Input Bearing	MK5901	MS5901	---
205	70-Up		w/ 6210N Input Bearing	MK5901F	MS5901	---
208	81-88		Includes Small Parts Kit	MK5908	MS5908	HV-014
221	60-69		Rockwell, Cast Iron Case	MK5221	MS5221	---
241	88-94	4	w/ BD50-8 I/S Brg.	MK5908B	MS5908	HV-025/031
241	94-Up	4	w/ 6010N I/S Brg.	MK5908C	MS5908	VARIOUS
243	91-00	4	Electric Shift	MK5908C	MS5908	HV-025/031
246	98-Up	8		MK5935	MS5935	HV-063/072
261	99-Up	9		MK5936	MS5936	HV-069/072/074
263	99-Up	9	Electric Shift	MK5936	MS5936	HV-069/072/074
1370	88-00			MK5919	MS5919	HV-025
1372	88-00	10		MK5920	MS5920	HV-032/033
4401	89-00		No Spacer Plate	MK5919	MS5919	HV-025
4470	89-00		Spacer Plate Between Case Halves	MK5921	MS5919	HV-031
4481	03-05		AWD, One Speed	MK5922	MS5922	HV-076
4482	03-05		AWD, Two Speed	MK5923	MS5922	HV-076
Astro Van						
4472	90-98	10		MK5920	MS5920	HV-032/033
136	98-Up		One Speed	MK5932	MS5932	HV-062
Avalanche						
149	2003		One Speed	MK5924	MS5924	HV-072
246	02-Up	8		MK5935	MS5935	HV-063/072
261	02-Up	9		MK5936	MS5936	HV-069/072/074
263	2003	9	Electric Shift	MK5936	MS5936	HV-069/072/074
Blazer (S-10)						
136	98-Up		One Speed	MK5932	MS5932	HV-062
207	83-88			MK5907	MS5907	HV-022
231	86-91	3		MK5907A	MS5907	HV-022/027
231	92-94	3		MK5907H	MS5907	HV-022/027
231	95-Up	3		MK5907F	MS5907F	HV-022/027
233	92-93	3	Electric Shift	MK5907H	MS5907	HV-022/027
233	94-Up	3	Electric Shift	MK5907F	MS5907F	HV-022/027
236	98-Up		Two Speed	MK5932	MS5932	HV-062
4472	95-97	10		MK5920	MS5920	HV-032/033

1. During 1978 the NP203 Transfer Case could have either of 2 chains (HV-005 or HV-009). HV-005 is 2-1/2" wide x 49 links, and HV-009 is 2" wide x 36 links.
3. NP231/NP233 may use either HV-022 1-1/4" chain, or HV-027 1" chain, depending on engine.
4. Regular NP241 uses a HV-025 1-1/4" round pin chain. Heavy Duty uses a HV-031 1-1/2" round pin chain up to 2002. NP241/243 02-Up may require either a 1-1/4" wide x 84 pitch rocker joint HV-081 or a 1-1/4" wide x 98 pitch rocker joint HV-072 chain design.
8. The HV-063 & HV-072 have different lacing (link) patterns. The HV-063 has one blue link & the HV-072 has 3 blue links.
9. NP261/263 Regular Duty (Full Time) uses a 1-1/4" wide X 49 link chain HV-072. NP261/263 Heavy Duty (Part Time) uses a 1-1/2" wide X 49 link chain HV-069. NP261/263 SHD 01-Up uses a 1-1/2" wide X 42 link round pin chain HV-074.
10. GM vans with WG1372/4472 use the HV-032 straight pitch (rounded links w/2 blue links) chain. GM Trucks (S10, etc.) use the HV-033 random pitch (rounded/square links w/1 blue link) chain.

Model #	Years	Notes	Description	Major Kit	O/H Kit	Chain
GM (Chevrolet, GMC, Buick, Cadillac, Oldsmobile, Hummer, Geo)						
Blazer (Full Size)						
203	73-79	1		MK5900	MS5900	HV-005/009
205	70-91		w/ 6307N Input Bearing	MK5901	MS5901	---
205	70-91		w/ 6210N Input Bearing	MK5901F	MS5901	---
208	81-88		Includes Small Parts Kit	MK5908	MS5908	HV-014
241	88-94	4		MK5908B	MS5908	HV-025/031
243	91-94	4	Electric Shift	MK5908C	MS5908	HV-025/031
1370	93-94			MK5919	MS5919	HV-025
1372	93-94	10		MK5920	MS5920	HV-032/033
4401	93-94		No Spacer Plate	MK5919	MS5919	HV-025
4470	93-94		Spacer Plate Between Case Halves	MK5921	MS5919	HV-031
Bravada						
4472	91-97	10		MK5920	MS5920	HV-032/033
136	98-01		One Speed	MK5932	MS5932	HV-062
226	02-03			MK5939	MS5939	HV-059
126	02-03		One Speed	MK5939	MS5939	HV-059
Escalade						
149	2003		One Speed	MK5924	MS5924	HV-072
246	99-Up	8		MK5935	MS5935	HV-063-072
Envoy						
136	98-01		One Speed	MK5932	MS5932	HV-062
236	98-01		Two Speed	MK5932	MS5932	HV-062
226	02-Up			MK5939	MS5939	HV-059
126	02-Up		One Speed	MK5939	MS5939	HV-059
Hummer H-1/H2						
218	90-Up			MK5912H	MS5912B	HV-026
242	90-Up			MK5914H	MS5914	HV-060
4484	02-Up		AWD, Two Speed	MK5923	MS5922	HV-077
Jimmy (S-15)						
136	98-Up		One Speed	MK5932	MS5932	HV-062
207	83-88			MK5907	MS5907	HV-022
231	86-91	3		MK5907A	MS5907	HV-022/027
231	92-94	3		MK5907H	MS5907	HV-022/027
231	95-Up	3		MK5907F	MS5907F	HV-022/027
233	92-93	3	Electric Shift	MK5907H	MS5907	HV-022/027
233	94-Up	3	Electric Shift	MK5907F	MS5907F	HV-022/027
236	98-Up		Two Speed	MK5932	MS5932	HV-062
4472	95-97	10		MK5920	MS5920	HV-032/033

1. During 1978 the NP203 Transfer Case could have either of 2 chains (**HV-005** or **HV-009**). **HV-005** is 2-1/2" wide x 49 links, **HV-009** is 2" wide x 36 links.
3. NP231/NP233 may use either **HV-022** 1-1/4" chain, or **HV-027** 1" chain, depending on engine.
4. Regular NP241 uses a **HV-025** 1-1/4" round pin chain. Heavy Duty uses a **HV-031** 1-1/2" round pin chain up to 2002. NP241/243 02-Up may require either a 1-1/4" wide x 84 pitch rocker joint **HV-081** or a 1-1/4" wide x 98 pitch rocker joint **HV-072** chain design.
8. The **HV-063** & **HV-072** have different lacing (link) patterns. The **HV-063** has one blue link & the **HV-072** has 3 blue links.
10. GM vans with WG1372/4472 use the **HV-032** straight pitch (rounded links w/2 blue links) chain. GM Trucks (S10, etc.) use the **HV-033** random pitch (rounded/square links w/1 blue link) chain.

Model #	Years	Notes	Description	Major Kit	O/H Kit	Chain
GM (Chevrolet, GMC, Buick, Cadillac, Oldsmobile, Hummer, Geo)						
Jimmy (Full Size)						
203	73-79	1		MK5900	MS5900	HV-005/009
205	70-91		w/ 6307N Input Bearing	MK5901	MS5901	---
205	70-91		w/ 6210N Input Bearing	MK5901F	MS5901	---
208	81-88		Includes Small Parts Kit	MK5908	MS5908	HV-014
241	88-91	4		MK5908B	MS5908	HV-025/031
243	1991	4	Electric Shift	MK5908C	MS5908	HV-025/031
Rainier						
226	04-Up			MK5939	MS5939	HV-059
126	04-Up		One Speed	MK5939	MS5939	HV-059
Safari Van						
4472	90-98	10		MK5920	MS5920	HV-032/033
136	98-Up		One Speed	MK5932	MS5932	HV-062
S-10/S-15/Sonoma Pick-Up						
207	83-88		All	MK5907	MS5907	HV-022
231	86-91	3	All	MK5907A	MS5907	HV-022/027
231	92-93	3	Extended Cab	MK5907A	MS5907	HV-022/027
231	92-93	3	Standard Cab	MK5907H	MS5907	HV-022/027
231	1994	3	All	MK5907H	MS5907	HV-022/027
231	95-Up	3	All	MK5907F	MS5907F	HV-022/027
233	92-93	3	Electric Shift, Extended Cab	MK5907A	MS5907	HV-022/027
233	92-93	3	Electric Shift, Standard Cab	MK5907H	MS5907	HV-022/027
233	94-Up	3	Electric Shift, All	MK5907F	MS5907F	HV-022/027
Suburban						
149	2003		One Speed	MK5924	MS5924	HV-072
203	73-79	1		MK5900	MS5900	HV-005/009
205	70-Up		w/ 6307N Input Bearing	MK5901	MS5901	---
205	70-Up		w/ 6210N Input Bearing	MK5901F	MS5901	---
208	81-88		Includes Small Parts Kit	MK5908	MS5908	HV-014
241	88-94	4	w/ BD50-8 I/S Brg.	MK5908B	MS5908	HV-025/031
241	94-Up	4	w/ 6010N I/S Brg.	MK5908C	MS5908	VARIOUS
243	91-00	4	Electric Shift	MK5908C	MS5908	HV-025/031
246	98-Up	8		MK5935	MS5935	HV-063/072
261	99-Up	9		MK5936	MS5936	HV-069/072/074
263	99-Up	9	Electric Shift	MK5936	MS5936	HV-069/072/074
1370	88-00			MK5919	MS5919	HV-025
1372	88-00	10		MK5920	MS5920	HV-032/033
4401	89-00		No Spacer Plate	MK5919	MS5919	HV-025
4470	89-00		Spacer Plate Between Case Halves	MK5921	MS5919	HV-031
4481	03-Up		AWD, One Speed	MK5922	MS5922	HV-076
4482	03-Up		AWD, Two Speed	MK5923	MS5922	HV-076

1. During 1978 the NP203 Transfer Case could have either of 2 chains (HV-005 or HV-009). HV-005 is 2-1/2" wide x 49 links, HV-009 is 2" wide x 36 links.
3. NP231/NP233 may use either HV-022 1-1/4" chain, or HV-027 1" chain, depending on engine.
4. Regular NP241 uses a HV-025 1-1/4" round pin chain. Heavy Duty uses a HV-031 1-1/2" round pin chain up to 2002. NP241/243 02-Up may require either a 1-1/4" wide x 84 pitch rocker joint HV-081 or a 1-1/4" wide x 98 pitch rocker joint HV-072 chain design.
8. The HV-063 & HV-072 have different lacing (link) patterns. The HV-063 has one blue link & the HV-072 has 3 blue links.
9. NP261/263 Regular Duty (Full Time) uses a 1-1/4" wide X 49 link chain HV-072. NP261/263 Heavy Duty (Part Time) uses a 1-1/2" wide X 49 link chain HV-069. NP261/263 SHD 01-Up uses a 1-1/2" wide X 42 link round pin chain HV-074.
10. GM vans with WG1372/4472 use the HV-032 straight pitch (rounded links w/2 blue links) chain. GM Trucks (S10, etc.) use the HV-033 random pitch (rounded/square links w/1 blue link) chain.

Model #	Years	Notes	Description	Major Kit	O/H Kit	Chain
GM (Chevrolet, GMC, Buick, Cadillac, Oldsmobile, Hummer, Geo)						
Syclone 4472	1991	10		MK5920	MS5920	HV-032/033
Tahoe 149	2003		One Speed	MK5924	MS5924	HV-072
241	95-00	4		MK5908C	MS5908	HV-025/031
243	95-00	4	Electric Shift	MK5908C	MS5908	HV-025/031
246	98-Up	8		MK5935	MS5935	HV-063/072
261	99-Up	9		MK5936	MS5936	HV-069/072/074
263	99-Up	9	Electric Shift	MK5936	MS5936	HV-069/072/074
Tracker 87-97				MK5965B	MS5965B	HV-110
Trailblazer 226	02-Up			MK5939	MS5939	HV-059
126	02-Up		One Speed	MK5939	MS5939	HV-059
Typhoon 4472	92-93	10		MK5920	MS5920	HV-032/033
Yukon 149	2003		One Speed	MK5924	MS5924	HV-072
241	92-94	4	w/ BD50-8 I/S Brg.	MK5908B	MS5908	HV-025/031
241	94-00	4	w/ 6010N I/S Brg.	MK5908C	MS5908	HV-025/031
243	92-00	4	Electric Shift	MK5908C	MS5908	HV-025/031
246	98-Up	8		MK5935	MS5935	HV-063/072
261	99-Up	9		MK5936	MS5936	HV-069/072/074
263	99-Up	9	Electric Shift	MK5936	MS5936	HV-069/072/074
INFINITI						
QX4 ATX14A	97-Up			MK5958	MS5958	---
ISUZU						
	88-Up		Behind 4L30E Transmission Only	MK5950	MS5950	---

- NP231/NP233 may use either **HV-022** 1-1/4" chain, or **HV-027** 1" chain, depending on engine.
- Regular NP241 uses a **HV-025** 1-1/4" round pin chain. Heavy Duty uses a **HV-031** 1-1/2" round pin chain up to 2002.
NP241/243 02-Up may require either a 1-1/4" wide x 84 pitch rocker joint **HV-081** or a 1-1/4" wide x 98 pitch rocker joint **HV-072** chain design.
- The **HV-063** & **HV-072** have different lacing(link) patterns. The **HV-063** has one blue link & the **HV-072** has 3 blue links.
- NP261/263 Regular Duty (Full Time) uses a 1-1/4" wide X 49 link chain **HV-072**.
NP261/263 Heavy Duty (Part Time) uses a 1-1/2" wide X 49 link chain **HV-069**.
NP261/263 SHD 01-Up uses a 1-1/2" wide X 42 link round pin chain **HV-074**.
- GM vans with WG1372/4472 use the **HV-032** straight pitch (rounded links w/2 blue links) chain. GM Trucks (S10, etc.) use the **HV-033** random pitch (rounded/square links w/1 blue link) chain.

Model #	Years	Notes	Description	Major Kit	O/H Kit	Chain
JEEP						
CJ						
Dana 18	61-71			MK5915J	MS5915J	---
Dana 20	72-79			MK5915	MS5915	---
Dana 300	80-86			MK5915K	MS5915K	---
1305	76-79		Quadra-Trac	MK5903	MS5903	HV-007
1339	76-79		Quadra-Trac	MK5903	MS5903	HV-007
Cherokee						
207	84-86			MK5907	MS5907	HV-022
228	1986			MK5912	MS5908	HV-015
229	84-85			MK5912	MS5908	HV-015
231	87-94	3	w/ BD50-8 I/S Brg.	MK5907A	MS5907	HV-022/027
231	94-01	3	w/ 6010N I/S Brg.	MK5907E	MS5907E	HV-022/027
242	87-93		w/ BD50-8 I/S Brg.	MK5914	MS5914	HV-028
242	94-01		w/ 6010N I/S Brg.	MK5914B	MS5914B	HV-028
Comanche						
207	84-86			MK5907	MS5907	HV-022
228	1986			MK5912	MS5908	HV-015
231	87-92	3		MK5907A	MS5907	HV-022/027
242	87-92			MK5914	MS5914	HV-028
Liberty						
231	02-Up			MK5907E	MS5907E	HV-027
242	02-Up			MK5914J	MS5914J	HV-062
Grand Cherokee						
231	91-94	3	w/ BD50-8 I/S Brg.	MK5907A	MS5907	HV-022/027
231	94-96	3	w/ 6010N I/S Brg.	MK5907E	MS5907E	HV-022/027
242	91-93		w/ BD50-8 I/S Brg.	MK5914	MS5914	HV-028
242	94-Up		w/ 6010N I/S Brg.	MK5914B	MS5914B	HV-028
247	99-Up			MK5937	MS5937	HV-071
249	93-94		w/ BD50-8 I/S Brg.	MK5906	MS5906	HV-034
249	94-98		w/ 6010N I/S Brg.	MK5906A	MS5906	HV-034
SJ (Full Size Truck)						
Dana 18	61-65			MK5915J	MS5915J	---
Dana 20	62-79			MK5915	MS5915	---
1305	73-79		Quadra-Trac	MK5903	MS5903	HV-007
1339	73-79		Quadra-Trac	MK5903	MS5903	---
119	80-83			MK5912	MS5908	HV-015
208	81-91		Includes Small Parts Kit	MK5908	MS5908	HV-014
218	88-91			MK5912B	MS5912B	HV-015
219	80-84			MK5912	MS5908	HV-015
228	1986			MK5912	MS5908	HV-015
229	82-91			MK5912	MS5908	HV-015
Wagoneer						
207	84-86			MK5907	MS5907	HV-022
228	1986			MK5912	MS5908	HV-015
229	84-85			MK5912	MS5908	HV-015
231	87-90	3		MK5907A	MS5907	HV-022/027
242	87-90			MK5914	MS5914	HV-028

3. NP231/NP233 may use either HV-022 1-1/4" chain, or HV-027 1" chain, depending on engine.

Jeep continued on next page...

Transfer Case Rebuild Kits



Model #	Years	Notes	Description	Major Kit	O/H Kit	Chain
JEEP						
Wrangler 231	87-94	3	w/ BD50-8 I/S Brg.	MK5907A	MS5907	HV-022/027
231	94-Up	3	w/ 6010N I/S Brg.	MK5907E	MS5907E	HV-022/027
242	87-93		w/ BD50-8 I/S Brg.	MK5914	MS5914	HV-028
242	94-Up		w/ 6010N I/S Brg.	MK5914B	MS5914B	HV-028
KIA						
Sportage	95-Up			MK5962	MS5962	---
LEXUS						
LX450 HF2A	96-97			MK5940H	MS5940H	---
LX470 HF2A	98-00			MK5940H	MS5940H	---
MAZDA						
Truck R5MX-D	87-93			MK5963	MS5963	HV-105
B2300 1354	94-00			MK5911	MS5911	HV-022
B3000, B4000 1354	94-00			MK5911	MS5911	HV-022
MPV Van R4A-EL	90-98			MK5963B	MS5963B	HV-111
Navajo 1354	91-94			MK5911	MS5911	HV-022
MITSUBISHI						
Truck KM100	80-Up			MK5952	MS5952	HV-104
Montero KM120	10/91-Up			MK5952C	MS5952C	HV-104

Model #	Years	Notes	Description	Major Kit	O/H Kit	Chain
NISSAN						
Truck						
T100L	81-86		Remote Transfer Case	MK5955	MS5955	---
TX10	86-90		Direct Mount Transfer Case	MK5956	MS5956	HV-106
TY10	86-Up			MK5957	MS5957	---
TY10A	85-Up			MK5957B	MS5957B	---
TY10B	89-Up			MK5957D	MS5957D	HV-107
RANGE ROVER						
RANGE ROVER						
BW1361	89-95			MK5966	MS5966	HV-049
SUZUKI						
Sidekick						
G130	88-Up			MK5965B	MS5965B	HV-110
Samurai						
TS45	85-90		Remote Transfer Case	MK5965	MS5965	---
TOYOTA						
Landcruiser						
LC10	69-75			MK5940	MS5940	---
LC12	73-7/80			MK5940B	MS5940B	---
LC14	8/80-87			MK5940D	MS5940D	---
LC16	87-1/90			MK5940F	MS5940F	---
LC18	90-Up			MK5940H	MS5940H	---
Truck						
R100	86-Up	12	Chain Driven, Manual T/M Only	MK5941	MS5941	VARIOUS
Celica						
S100	89-Up			MK5947	MS5947	---
Camry						
S110	10/87-Up			MK5947	MS5947	---
S120	10/87-Up			MK5948	MS5948	---
Corolla						
S125	2/88-Up			MK5948	MS5948	---
Van						
T100	90-Up		Chain Driven, Manual T/M Only	MK5944	MS5944	HV-103
Truck						
W100	78-86		Gear Driven, Manual T/M Only	MK5941B	MS5941B	---

12. Toyota truck Transfer Case may require either a 1-1/4" wide x 62 pitch round pin **HV-102** or a 1-1/2" wide x 74 pitch rocker joint **HV-109B** or a 1-1/4" wide x 74 pitch rocker joint **HV-117** design chain.

Application:

HV-102	84-86
HV-109B	87-93
HV-117	7/93-Up

Transfer Case	Make	I/S Seal Part No	Dimensions	Front O/S Seal Part No	Dimensions	Rear O/S Seal Part No	Dimensions	Notes
NV136	GM	MC235	2.695 x 1.865	MC241	2.570 x 1.300	MC247	2.695 x 1.825	MC212 w/ Double Lip
NV149	GM	MC235	2.695 x 1.865	MC242	2.885 x 1.800	MC247	2.695 x 1.825	MC215 w/ Double Lip
NV207	GM	MC212	2.695 x 1.875	MC237	2.455 x 1.485	8850B MC236	2.385 x 1.430 2.380 x 1.510	MC216 w/ Double Lip
NV208	GM	MC212	2.695 x 1.875	MC238	2.760 x 1.800	MC238 MC239 34743D	2.760 x 1.800 3.035 x 2.125 2.710 x 1.830	MC217 w/ Double Lip
NV226	GM	MC212	2.695 x 1.875	MC243 MC241	2.250 x 1.320 2.570 x 1.300	MC247	2.695 x 1.825	MC226 w/ Boot
NV228/9	Jeep	MC212	2.695 x 1.875	MC238	2.760 x 1.800	MC238	2.760 x 1.800	MC228 w/ Boot
NV 231	Dodge	MC212	2.695 x 1.875	MC237	2.455 x 1.485	MC236 34743D 8850B MC247	2.380 x 1.510 2.710 x 1.830 2.385 x 1.430 2.695 x 1.825	MC235 w/ Double Lip
NV 231	GM	MC212	2.695 x 1.875	MC237 MC244	2.455 x 1.485 2.455 x 1.110	34743D 8850B	2.710 x 1.830 2.385 x 1.430	MC236 w/ Boot
NV 231	Jeep	MC212	2.695 x 1.875	MC237	2.455 x 1.485	8850B MC245 MC237	2.385 x 1.430 2.585 x 1.090 2.455 x 1.485	MC238 w/ Double Lip
NV 233	Dodge	MC212	2.695 x 1.875	MC201	2.695 x 1.850	MC247	2.695 x 1.825	MC239 w/ Boot
NV 233	GM	MC212	2.695 x 1.875	MC237 MC244	2.455 x 1.485 2.455 x 1.110	8850B 34743D	2.385 x 1.430 2.710 x 1.830	MC242 w/ Sleeve
NV236	GM	MC235	2.695 x 1.865	MC241	2.570 x 1.300	MC247	2.695 x 1.825	MC247 w/ Boot
NV241	Dodge	MC212	2.695 x 1.875	MC238	2.760 x 1.800	MC238 34743D MC239	2.760 x 1.800 2.710 x 1.830 3.035 x 2.125	MC249 w/ Sleeve
NV241	GM	MC212	2.695 x 1.875	MC238	2.760 x 1.800	34743D	2.710 x 1.830	
NV242	Dodge	MC212	2.695 x 1.875	MC238	2.760 x 1.800	MC237 MC247	2.455 x 1.485 2.695 x 1.825	
NV242	Jeep	MC212	2.695 x 1.875	MC238	2.760 x 1.800	8850B MC245 MC247	2.385 x 1.430 2.585 x 1.090 2.695 x 1.825	
NV243	Dodge	MC212	2.695 x 1.875	MC238	2.760 x 1.800	MC238 34743D	2.760 x 1.800 2.710 x 1.830	
NV243	GM	MC212	2.695 x 1.875	MC238	2.760 x 1.800	34743D	2.710 x 1.830	
NV246	GM	MC235	2.695 x 1.865	MC242	2.885 x 1.800	MC247	2.695 x 1.825	
NV247	Jeep	MC212	2.695 x 1.875	MC219	2.760 x 1.825	MC248	2.385 x 1.430	
NV249	Jeep	MC212	2.695 x 1.875	MC238	2.760 x 1.800	MC248	2.385 x 1.430	

Transfer Case	Make	I/S Seal Part No	Dimensions	Front O/S Seal Part No	Dimensions	Rear O/S Seal Part No	Dimensions	Notes
NV261	GM	MC235	2.695 x 1.865	MC242	2.885 x 1.800	MC247 MC239	2.695 x 1.825 3.035 x 2.125	MC212 w/ Double Lip
NV263	GM	MC235	2.695 x 1.865	MC242	2.885 x 1.800	MC247 MC239	2.695 x 1.825 3.035 x 2.125	MC215 w/ Double Lip
NV271	Ford	MC240	2.890 x 2.050	MC246	3.035 x 2.030	MC246	3.035 x 2.030	MC216 w/ Double Lip
NV273	Ford	MC240	2.890 x 2.050	MC246	3.035 x 2.030	MC246	3.035 x 2.030	MC217 w/ Double Lip
BW1345	Ford	MC217	2.380 x 1.690	MC219	2.760 x 1.825	MC238	2.760 x 1.800	MC226 w/ Boot
BW1350	Ford	MC217	2.380 x 1.690	MC215	2.685 x 1.525	MC216	2.450 x 1.575	MC228 w/ Boot
BW1354	Ford	MC216	2.450 x 1.575	MC216	2.450 x 1.575	MC216	2.450 x 1.575	MC235 w/ Double Lip
BW1356	Ford	MC219	2.760 x 1.825	MC219	2.760 x 1.825	MC219 MC228	2.760 x 1.825 2.760 x 1.820	MC236 w/ Boot
BW1359	Ford	MC217	2.380 x 1.690	N/A		MC216	2.450 x 1.575	MC238 w/ Double Lip
BW1370	GM	MC219	2.760 x 1.825	MC219	2.760 x 1.825	MC219	2.760 x 1.825	MC239 w/ Boot
BW1372	GM	MC217	2.380 x 1.690	MC219	2.760 x 1.825	MC226 MC228	2.385x1.425 2.760 x 1.820	MC242 w/ Sleeve
BW4401	GM	MC219	2.760 x 1.825	MC219	2.760 x 1.825	MC219	2.760 x 1.825	MC247 w/ Boot
BW4403	Ford	MC227	2.760 x 1.800	MC216	2.450 x 1.575	MC216	2.450 x 1.575	MC249 w/ Sleeve
BW4404	Ford	MC216	2.450 x 1.575	MC216	2.450 x 1.575	MC216	2.450 x 1.575	
BW4405	Ford	MC216	2.450 x 1.575	MC216	2.450 x 1.575	MC216	2.450 x 1.575	
BW4406	Ford	MC227	2.760 x 1.800	MC219	2.760 x 1.825	MC228	2.760 x 1.820	
BW4407	Ford	MC219	2.760 x 1.825	MC219	2.760 x 1.825	MC219	2.760 x 1.825	
BW4410	Ford	MC216	2.450 x 1.575	MC216	2.450 x 1.575	MC216	2.450 x 1.575	
BW4411	Ford	MC216	2.450 x 1.575	MC216	2.450 x 1.575	MC216	2.450 x 1.575	
BW4416	Ford	MC227	2.760 x 1.800	MC219	2.760 x 1.825	MC228	2.760 x 1.820	
BW4470	GM	MC219	2.760 x 1.825	MC219	2.760 x 1.825	MC219 MC228	2.760 x 1.825 2.760 x 1.820	
BW4472	GM	MC217	2.380 x 1.690	MC219	2.760 x 1.825	MC226 MC228	2.385 x 1.425 2.760 x 1.820	
BW4481	GM	MC227	2.760 x 1.800	MC249	2.770 x 1.735	MC228	2.760 x 1.820	
BW4482	GM	MC227	2.760 x 1.800	MC249	2.770 x 1.735	MC228	2.760 x 1.820	
BW4484	GM	MC227	2.760 x 1.800	MC249	2.770 x 1.735	MC228	2.760 x 1.820	

CLUTCH PACKS / PLATES

WARNER GEAR

ITEM	MAKE	PLATES	YEARS	MODEL	PART #
Clutch Pack Assembly	4405/4411	12	95-Up	Explorer / 98 Navigator	TF200K
	4406	13	99-02	Expedition / Navigator	TF210K
	4416	14	02-Up	Expedition / Navigator	TF220K
	4406	19	98-Up	Harley Edition	TF230K
	MAKE	PLATES	TOOTH	PART #	
Friction / Steels	4405/4416	single sided	internal .078	TF204	
		single sided	external .078	TF206	
		single sided	internal .065	TF208	
		single sided	external .065	TF210	
	Harley Edition	single sided	internal .057 Thin Wall	TF212	
	Harley Edition	single sided	external .052 Thin Wall	TF214	
		double sided	.087	TF216	
		steel	.040	TF217	
		steel	.060	TF219	

NEW PROCESS / NEW VENTURE

ITEM	MAKE	PLATES	YEARS	MODEL	PART #
Clutch Pack Assembly	NV247	14	99-Up	Gero Disc	TF201K
	MAKE	PLATES	TOOTH	PART #	
Friction / Steels	NV126/226/247	single sided	internal 50T .070	TF102	
		single sided	external 16T .070	TF103	
	NV136/236/246	double sided	54T .088	TF755	
		steel	12T .068	12756	

WARNER GEAR

ITEM	MAKE	DESCRIPTION	PART #
Coil Assembly	4405/4406	electric control	TH402
Housing Coil Assembly	4405	w/o splines	TH405
Housing Coil Assembly	4406	w/ splines	TH406

VISCOUS COUPLERS

WARNER GEAR

ITEM	MAKE	YEARS	MODEL	PART #
Complete Assembly	1372/4472	90-98		TV100
	4404	96-98		TV105

NEW PROCESS / NEW VENTURE

Complete Assembly	NV249	93-96		TV115
	NV249	97-98		TV120
Seal Kit	NV219/229		QuadraTrack	TV500





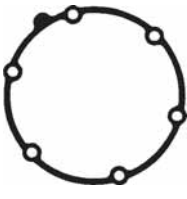








TRANSFER CASE BUSHINGS

TRANS MFG	ITEM	MAKE	DIMENSION	PART #
WARNER GEAR	Extension Housing	1356/1372/4406/ 4472 (Large)	2.020 OD	B1356
		4472 (Small)	1.670 OD	B4472
NEW PROCESS/NEW VENTURE	Extension Housing	NV207/231/231/233/242/247/249	1.630 OD	8008
		NV136/208/231/233/236/241/243/246/261	2.015 OD	M20-9-44
		NV231D	1.700 OD	12501A
		NV241D	2.340 OD	M22-9-46
	Ring Gear	NV208	2.775 OD	B908
DANA	Extension Housing	Dana 28	1.670 OD	M20-9-40

TRANSFER CASE MISCELLANEOUS

TRANS	DESCRIPTION	DIAMETER	PART #
NP230	Retainer Output Bearing (Split Sleeve Design)	1.180 Shaft	RT230
NP230/240	Retainer Output Bearing (Split Sleeve Design)	1.375 Shaft	RT240
NP230	Retainer Output Bearing - Snap Rings Only (Heavy Duty)		RT230C
NP240	Retainer Output Bearing - Snap Rings Only (Heavy Duty)		RT240C
NP230/240	Clip - Anit-Wear (prevents pump lug wear in case)		TC240C
NP236/243	Plate - Anit-Wear (prevents pump lug wear in case)		TC236C
WG4405/4406	Clip - Anit-Wear (prevents pump lug wear in case)		TC4405C
WG1356	Spacers - Shifter Shaft (Eliminates Clearance)		96-331

ADAPTER GASKETS

<p>NV203</p>  <p>Part No. 13590</p>	<p>NV207, 231</p>  <p>Part No. 13595</p>	<p>NV203, 205</p>  <p>Part No. 13596</p>	<p>NV203 (Housing to Housing)</p>  <p>Part No. 105-319</p>
<p>NV208, 241</p>  <p>Part No. 105-320</p>	<p>NV208, WG1345, 1356</p>  <p>Part No. 105-321</p>	<p>WG1305 Jeep Quadratrac</p>  <p>Part No. 105-322</p>	<p>WG1350</p>  <p>Part No. 105-323</p>
<p>NV205 (Use w/Large Diameter Bearing Retainer)</p>  <p>Part No. 105-324</p>	<p>NV205</p>  <p>Part No. 105-324A</p>	<p>WG4400 Series Ford Explorer</p>  <p>Part No. 105-325</p>	<p>TC203, 205, 208 All 73-Up Chevrolet & GMC</p> <p>Upper  Part No. 95-2107</p> <p>Lower  Part No. 95-2108</p>

VEHICLE	YEAR	F-FRONT R-REAR	AXLE/RING GEAR	KIT SERIES
AMC / JEEP				
Ambassador	68-74	R	AMC 20	MK944
AMX	68-79	R	AMC 20	MK944
AMX	80-88	R	Dana 35	MK931
Cherokee	74-91	F	Dana 30	MK940
Cherokee	73-91	F	Dana 44	MK915B
Cherokee	73-86	R	AMC 20	MK944
Cherokee	73-91	R	Dana 44	MK915B
Cherokee	73-88	R	Dana 60	MK922
Cherokee XJ	84-01	F	Dana 30	MK940
Cherokee XJ	97-01	R	8.25"	MK946A
Cherokee XJ	84-01	R	Dana 35	MK931
Cherokee XJ	84-93	R	Dana 44	MK915B
Comanche MJ	84-92	F	Dana 30	MK940
Comanche MJ	84-92	R	Dana 35	MK931
Comanche MJ	84-92	R	Dana 44	MK915B
Concord	78-79	R	AMC 20	MK944
Concord	80-88	R	Dana 35	MK931
Eagle	87-6/87	F	Dana 30	MK940
Eagle	80-88	R	Dana 35	MK931
Grand Cherokee	84-91	F	Dana 30	MK940
Grand Cherokee	84-91	F	Dana 44	MK915B
Grand Cherokee	84-86	R	AMC 20	MK944
Grand Cherokee	84-91	R	Dana 44	MK915B
Grand Cherokee	84-88	R	Dana 60	MK922
Grand Cherokee WJ	99-Up	F	Dana 30	MK940C
Grand Cherokee WJ	99-Up	R	Dana 35	MK931C
Grand Cherokee WJ	99-Up	R	Dana 44	MK915A
Grand Cherokee ZJ	93-96	F	Dana 30	MK940D
Grand Cherokee ZJ	96-98	F	Dana 30	MK940A
Grand Cherokee ZJ	93-98	R	Dana 35	MK931
Grand Wagoneer	84-91	F	Dana 30	MK940
Grand Wagoneer	84-91	F	Dana 44	MK915B
Grand Wagoneer	84-86	R	AMC 20	MK944
Grand Wagoneer	84-91	R	Dana 44	MK915B
Grand Wagoneer	84-88	R	Dana 60	MK922
Gremlin w/ V8	70-76	R	AMC 20	MK944
Hornet w/ V8	73-77	R	AMC 20	MK944
J10 & J20 Truck	74-87	F	Dana 30	MK940
J10 & J20 Truck	67-87	F	Dana 44	MK915B
J10 & J20 Truck	79-86	R	AMC 20	MK944
J10 & J20 Truck	63-87	R	Dana 44	MK915B
J10 & J20 Truck	70-87	R	Dana 60	MK922
Javelin w/ V8	70-74	R	AMC 20	MK944
Jeep CJ	74-86	F	Dana 30	MK940
Jeep CJ	76-86	R	AMC 20	MK944
Jeep CJ	82-86	R	Dana 44	MK915B
Jeep CJ	82-85	R	Dana 60	MK922
Jeepster	72-73	F	Dana 30	MK940
Jeepster	72-73	R	Dana 44	MK915B

Differential Rebuild Kits



VEHICLE	YEAR	F-FRONT R-REAR	AXLE/RING GEAR	KIT SERIES
AMC/JEEP				
Liberty	02-Up	F	Dana	MK936
Liberty	02-Up	R	8.25"	MK946
Liberty	02-Up	R	Dana 35	MK931C
Marlin	69	R	AMC 20	MK944
Matador	72-78	R	AMC 20	MK944
Pacer	80-88	R	Dana 35	MK931
Pacer w/ V8	78-79	R	AMC 20	MK944
Rambler	69	R	AMC 20	MK944
Rebel	69	R	AMC 20	MK944
Scrambler	76-86	R	AMC 20	MK944
Spirit	80-88	R	Dana 35	MK931
Spirit w/ V8	79	R	AMC 20	MK944
Wagoneer	74-91	F	Dana 30	MK940
Wagoneer	67-91	F	Dana 44	MK915B
Wagoneer	79-86	R	AMC 20	MK944
Wagoneer	63-91	R	Dana 44	MK915B
Wagoneer	70-88	R	Dana 60	MK922
Wagoneer XJ	84-90	F	Dana 30	MK940
Wagoneer XJ	84-90	R	Dana 35	MK931
Wagoneer XJ	84-90	R	Dana 44	MK915B
Wrangler	87-96	F	Dana 30	MK940
Wrangler	97-Up	F	Dana 30	MK940A
Wrangler	87-Up	R	Dana 35	MK931
Wrangler	87-Up	R	Dana 44	MK915B
CHRYSLER (Dodge, Plymouth)				
Aspen	76-80	R	7.25"	MK945
Aspen	76-80	R	8.25" / 8.375"	MK946
Barracuda	70-74	R	8.25" / 8.375"	MK946
Barracuda	64-68	R	8.75" w/1.75" Pin. Shaft O.D.	MK947
Barracuda	69-74	R	8.75" w/1.875" Pin. Shaft O.D.	MK948
Belvedere	57-68	R	8.75" w/1.75" Pin. Shaft O.D.	MK947
Belvedere	69-70	R	8.75" w/1.875" Pin. Shaft O.D.	MK948
Car w/Hemi	66-72	R	Dana 60	MK922
Challenger	70-76	R	7.25"	MK945
Challenger	70-74	R	8.25" / 8.375"	MK946
Challenger	68	R	8.75" w/1.75" Pin. Shaft O.D.	MK947
Challenger	69-74	R	8.75" w/1.875" Pin. Shaft O.D.	MK948
Charger	70-71	R	7.25"	MK945
Charger	73-76	R	8.25" / 8.375"	MK946
Charger	66-68	R	8.75" w/1.75" Pin. Shaft O.D.	MK947
Charger	69-74	R	8.75" w/1.875" Pin. Shaft O.D.	MK948
Charger	74-76	R	9.25"	MK949
Chrysler 300	72-79	R	8.25" / 8.375"	MK946
Chrysler 300	57-68	R	8.75" w/1.75" Pin. Shaft O.D.	MK947
Chrysler 300	69-73	R	8.75" w/1.875" Pin. Shaft O.D.	MK948
Cordoba	75-83	R	7.25"	MK945
Cordoba	75-83	R	8.25" / 8.375"	MK946
Cordoba	75-81	R	9.25"	MK949

VEHICLE	YEAR	F-FRONT R-REAR	AXLE/RING GEAR	KIT SERIES
CHRYSLER (Dodge, Plymouth)				
Coronet	73-76	R	8.25" / 8.375"	MK946
Coronet	63-68	R	8.75" w/1.75" Pin. Shaft O.D.	MK947
Coronet	69	R	8.75" w/1.875" Pin. Shaft O.D.	MK948
Dakota	87-96	F	7.25"	MK945
Dakota	00-Up	F	8"	MK935
Dakota	97-99	F	Dana 35	MK931
Dakota	87-96	R	7.25"	MK945
Dakota	87-Up	R	8.25"	MK946
Dart	66-72	R	7.25"	MK945
Dart	72-76	R	8.25" / 8.375"	MK946
Dart	66-68	R	8.75" w/1.75" Pin. Shaft O.D.	MK947
Dart	69-72	R	8.75" w/1.875" Pin. Shaft O.D.	MK948
Diplomat	77-89	R	7.25"	MK945
Diplomat	77-83	R	8.25" / 8.375"	MK946
Durango	00-Up	F	8"	MK935
Durango	97-99	F	Dana 35	MK931
Durango	98-Up	R	8.25"	MK946
Durango	98-00	R	9.25"	MK949
Durango	01-Up	R	9.25"	MK949A
Duster	73-76	R	8.25" / 8.375"	MK946
Duster	70-74	R	8.75" w/1.875" Pin. Shaft O.D.	MK948
Fifth Avenue	80-89	R	7.25"	MK945
Fifth Avenue	80-89	R	8.25" / 8.375"	MK946
Fifth Avenue	80-81	R	9.25"	MK949
Fury	70-81	R	8.25" / 8.375"	MK946
Fury	57-68	R	8.75" w/1.75" Pin. Shaft O.D.	MK947
Fury	69-74	R	8.75" w/1.875" Pin. Shaft O.D.	MK948
Fury	73-81	R	9.25"	MK949
Imperial	77-89	R	7.25"	MK945
Imperial	71-83	R	8.25" / 8.375"	MK946
Imperial	57-68	R	8.75" w/1.75" Pin. Shaft O.D.	MK947
Imperial	69-74	R	8.75" w/1.875" Pin. Shaft O.D.	MK948
Imperial	74-75	R	9.25"	MK949
LeBaron	75-83	R	7.25"	MK945
LeBaron	77-83	R	8.25" / 8.375"	MK946
Magnum	78-83	R	8.25" / 8.375"	MK946
Mirada	77-82	R	7.25"	MK945
Mirada	78-83	R	8.25" / 8.375"	MK946
Monaco	63-68	R	8.75" w/1.75" Pin. Shaft O.D.	MK947
Monaco	69-74	R	8.75" w/1.875" Pin. Shaft O.D.	MK948
Monaco	75-85	R	9.25"	MK949
New Yorker	77-89	R	7.25"	MK945
New Yorker	72-88	R	8.25" / 8.375"	MK946
New Yorker	57-68	R	8.75" w/1.75" Pin. Shaft O.D.	MK947
New Yorker	69-74	R	8.75" w/1.875" Pin. Shaft O.D.	MK948
New Yorker	72-81	R	9.25"	MK949
Newport	77-89	R	7.25"	MK945
Newport	72-73	R	8.25" / 8.375"	MK946
Newport	57-68	R	8.75" w/1.75" Pin. Shaft O.D.	MK947
Newport	69-74	R	8.75" w/1.875" Pin. Shaft O.D.	MK948
Newport	73-81	R	9.25"	MK949

Differential Rebuild Kits



VEHICLE	YEAR	F-FRONT R-REAR	AXLE/RING GEAR	KIT SERIES
CHRYSLER (Dodge, Plymouth)				
Polara	70-74	R	8.25" / 8.375"	MK946
Polara	63-68	R	8.75" w/1.75" Pin. Shaft O.D.	MK947
Polara	69-74	R	8.75" w/1.875" Pin. Shaft O.D.	MK948
Polara	70-74	R	9.25"	MK949
Ramcharger	74-93	R	9.25"	MK949
Road Runner	68	R	8.75" w/1.75" Pin. Shaft O.D.	MK947
Road Runner	69-74	R	8.75" w/1.875" Pin. Shaft O.D.	MK948
Satellite	70-74	R	8.25" / 8.375"	MK946
Satellite	68	R	8.75" w/1.75" Pin. Shaft O.D.	MK947
Satellite	69-74	R	8.75" w/1.875" Pin. Shaft O.D.	MK948
St. Regis	77-83	R	7.25"	MK945
St. Regis	79-81	R	8.25" / 8.375"	MK946
Super Bee	68	R	8.75" w/1.75" Pin. Shaft O.D.	MK947
Super Bee	69-70	R	8.75" w/1.875" Pin. Shaft O.D.	MK948
Swinger	66-68	R	8.75" w/1.75" Pin. Shaft O.D.	MK947
Swinger	69-72	R	8.75" w/1.875" Pin. Shaft O.D.	MK948
Town & Country	57-68	R	8.75" w/1.75" Pin. Shaft O.D.	MK947
Town & Country	69-74	R	8.75" w/1.875" Pin. Shaft O.D.	MK948
Truck 1/2 ton	69-93	F	Dana 44	MK915B
Truck 1/2 ton	69-96	R	8.25"	MK946
Truck 1/2 ton	57-68	R	8.75" w/1.75" Pin. Shaft O.D.	MK947
Truck 1/2 ton	68-74	R	8.75" w/1.875" Pin. Shaft O.D.	MK948
Truck 1/2 ton	74-00	R	9.25"	MK949
Truck 1/2 ton	01-Up	R	9.25"	MK949A
Truck 1/2 ton R1500	02-Up	F	8"	MK935A
Truck 1/2 ton Ram	94-Up	F	Dana 44	MK915C
Truck 1/2 ton Ram Wagon/				
Van	97-Up	R	8.25"	MK946
Truck 3/4 ton	69-84	F	Dana 44	MK915B
Truck 3/4 ton Ram	94-Up	F	Dana 44	MK915C
Truck 3/4 ton	75-Up	F	Dana 60	MK922
Truck 3/4 ton	65-68	R	8.75" w/1.75" Pin. Shaft O.D.	MK947
Truck 3/4 ton	69-74	R	8.75" w/1.875" Pin. Shaft O.D.	MK948
Truck 3/4 ton	01-Up	R	9.25"	MK949A
Truck 3/4 ton	74-00	R	9.25"	MK949
Truck 3/4 ton	61-Up	R	Dana 60	MK922
Truck 3/4 ton	94-Up	R	Dana 80	MK943
Truck 3/4 ton Ram	94-Up	R	Dana 60	MK922A
Truck 3/4 ton Ram	94-Up	R	Dana 70U	MK923B
Truck 1 ton	75-Up	F	Dana 60	MK922
Truck 1 ton	74-00	R	9.25"	MK949
Truck 1 ton	01-Up	R	9.25"	MK949A
Truck 1 ton	57-Up	R	Dana 60	MK922
Truck 1 ton	57-84	R	Dana 70	MK923
Truck 1 ton	84-93	R	Dana 70U	MK923B
Truck 1 ton	94-Up	R	Dana 80	MK943
Truck 1 ton Ram	03-Up	R	11.5"	MK917
Valiant	60-68	R	8.75" w/1.75" Pin. Shaft O.D.	MK947
Valiant	69-74	R	8.75" w/1.875" Pin. Shaft O.D.	MK948
Viper	93-00	R	Dana 44	MK915A
Volare	76-80	R	8.25" / 8.375"	MK946

VEHICLE	YEAR	F-FRONT R-REAR	AXLE/RING GEAR	KIT SERIES
FORD (Lincoln, Mercury)				
Aerostar	90-97	F	Dana 28	MK920
Aerostar	90-97	R	7.5"	MK924
Aerostar	90-97	R	8.8"	MK926
Aerostar	87-6/89	R	Dana 30	MK940
Bobcat	76-81	R	7.5"	MK924
Bobcat	76-81	R	8"	MK925
Bronco	67-92	F	Dana 44	MK915B
Bronco	6/92-96	F	Dana 44	MK915B
Bronco	83-96	R	8.8"	MK926
Bronco	67-5/70	R	9" w/ 28 spline	MK927
Bronco	5/70-86	R	9" w/ 31 spline	MK928
Bronco II	83-89	F	Dana 28	MK920
Bronco II	90-92	F	Dana 35	MK941
Bronco II	80-82	F	Dana 44	MK915B
Bronco II	83-92	R	7.5"	MK924
Capri	79-85	R	7.5"	MK924
Capri	86	R	8.8"	MK926
Comet	64-72	R	8"	MK925
Cougar	80-97	R	7.5"	MK924
Cougar	67-68	R	8"	MK925
Cougar	87-97	R	8.8"	MK926
Cougar	67-5/70	R	9" w/ 28 spline	MK927
Cougar	5/70-79	R	9" w/ 31 spline	MK928
Excursion	00-Up	F	Dana 50	MK921A
Excursion	00-Up	R	10.5"	MK926E
Expedition	97-Up	F	8.8"	MK926B
Expedition	03-Up	R	8.8" w/ IRS	MK926A
Expedition	97-99	R	9.75"	MK929
Expedition	99-Up	R	9.75"	MK926D
Explorer	01-Up	F	Dana 30	MK940B
Explorer	6/90-6/94	F	Dana 35	MK941
Explorer	95-Up	F	Dana 35	MK931B
Explorer	91-97	R	7.5"	MK924
Explorer	91-01	R	8.8" w/ Solid Axle	MK926
Explorer	02-Up	R	8.8" w/ IRS	MK926A
Explorer Sport Trac	01-Up	F	Dana 35	MK931B
Explorer Sport Trac	01-Up	R	7.5"	MK924
Explorer Sport Trac	01-Up	R	8.8" w/ Solid Axle	MK926
Fairlane	60-72	R	8"	MK925
Fairlane	57-5/70	R	9" w/ 28 spline	MK927
Fairlane	5/70-71	R	9" w/ 31 spline	MK928
Fairmont	78-83	R	7.5"	MK924
Fairmont	75-79	R	8"	MK925
Falcon	62-70	R	8"	MK925
Ford Full Size	79-81	R	7.5"	MK924
Ford Full Size	80-Up	R	8.8"	MK926
Ford Full Size	57-5/70	R	9" w/ 28 spline	MK927
Ford Full Size	5/70-79	R	9" w/ 31 spline	MK928
Granada	81-82	R	7.5"	MK924
Granada	75-79	R	8"	MK925
Granada	75-80	R	9" w/ 31 spline	MK928

Differential Rebuild Kits



VEHICLE	YEAR	F-FRONT R-REAR	AXLE/RING GEAR	KIT SERIES
FORD (Lincoln, Mercury)				
LTD II	71-79	R	9" w/ 31 spline	MK928
Maverick	71-78	R	8"	MK925
Mercury Full Size	80-81	R	7.5"	MK924
Mercury Full Size	80-Up	R	8.8"	MK926
Mercury Full Size	57 - 5/70	R	9" w/ 28 spline	MK927
Mercury Full Size	5/70 - 79	R	9" w/ 31 spline	MK928
Monarch	79-80	R	7.5"	MK924
Monarch	74-80	R	8"	MK925
Monarch	75-80	R	9" w/ 31 spline	MK928
Montego	68 - 5/70	R	9" w/ 28 spline	MK927
Montego	5/70 - 76	R	9" w/ 31 spline	MK928
Mountaineer	01-Up	F	Dana 30	MK940B
Mountaineer	97-Up	F	Dana 35	MK931B
Mountaineer	97	R	7.5"	MK924
Mountaineer	97-01	R	8.8" w/ Solid Axle	MK926
Mountaineer	02-Up	R	8.8" w/ IRS	MK926A
Mustang	80-Up	R	7.5"	MK924
Mustang	64-78	R	8"	MK925
Mustang w/ V8	86-Up	R	8.8" w/ Solid Axle	MK926
Mustang	65-5/70	R	9" w/ 28 spline	MK927
Mustang	5/70-73	R	9" w/ 31 spline	MK928
Navigator	98-Up	F	8.8"	MK926B
Navigator	03-Up	R	8.8" w/ IRS	MK926A
Navigator	98-99	R	9.75"	MK929
Navigator	99-Up	R	9.75"	MK926D
Pinto	71-80	R	8"	MK925
Ranger	83-89	F	Dana 28	MK920
Ranger	93-97	F	Dana 28	MK920
Ranger	98-Up	F	Dana 35	MK931B
Ranger w/ 4.0 L	90-97	F	Dana 35	MK941
Ranger w/ 4.0 L	83-Up	R	8.8"	MK926
Ranger w/o 4.0 L	83-Up	R	7.5"	MK924
Thunderbird	80-97	R	7.5"	MK924
Thunderbird	87-97	R	8.8"	MK926
Thunderbird	57-5/70	R	9" w/ 28 spline	MK927
Thunderbird	5/70-79	R	9" w/ 31 spline	MK928
Torino	71-74	R	8"	MK925
Torino	71-79	R	9" w/ 31 spline	MK928
Truck 1/2 ton	97-Up	F	8.8"	MK926B
Truck 1/2 ton	67-92	F	Dana 44	MK915B
Truck 1/2 ton	92-96	F	Dana 44	MK915D
Truck 1/2 ton	83-Up	R	8.8" w/ Solid Axle	MK926
Truck 1/2 ton	57-5/70	R	9" w/ 28 spline	MK927
Truck 1/2 ton	5/70-86	R	9" w/ 31 spline	MK928
Truck 1/2 ton	97-99	R	9.75"	MK929
Truck 1/2 ton	99-Up	R	9.75"	MK926D
Truck 1/2 ton	67-79	R	Dana 44	MK915B

VEHICLE	YEAR	F-FRONT R-REAR	AXLE/RING GEAR	KIT SERIES
FORD (Lincoln, Mercury)				
Truck 3/4 ton	67-88	F	Dana 44	MK915B
Truck 3/4 ton	80-98	F	Dana 50	MK921
Truck 3/4 ton	98-Up	F	Dana 50	MK921A
Truck 3/4 ton	73-79	F	Dana 60	MK922
Truck 3/4 ton	83-89	R	8.8" w/ Solid Axle	MK926
Truck 3/4 ton	69-5/70	R	9" w/ 28 spline	MK927
Truck 3/4 ton	5/70-74	R	9" w/ 31 spline	MK928
Truck 3/4 ton	97-99	R	9.75"	MK929
Truck 3/4 ton	99-Up	R	9.75"	MK926D
Truck 3/4 ton	85-99	R	10.25"	MK930
Truck 3/4 ton	99-Up	R	10.5"	MK926E
Truck 3/4 ton	54-98	R	Dana 60/61	MK922
Truck 3/4 ton	98-Up	R	Dana 60/61	MK922B
Truck 3/4 ton	83-85	R	Dana 70U	MK923B
Truck 1 ton	81-85	F	Dana 44	MK915B
Truck 1 ton	80-98	F	Dana 50	MK921
Truck 1 ton	98-Up	F	Dana 50	MK921A
Truck 1 ton	79-98	F	Dana 60	MK922
Truck 1 ton	00-Up	F	Dana 60	MK922A
Truck 1 ton	85-99	R	10.25"	MK930
Truck 1 ton	99-Up	R	10.5"	MK926E
Truck 1 ton	54-98	R	Dana 60/61	MK922
Truck 1 ton	98-Up	R	Dana 60/61	MK922B
Truck 1 ton	61-83	R	Dana 70	MK923
Truck 1 ton	72-Up	R	Dana 70HD	MK923A
Truck 1 ton	82-97	R	Dana 70U	MK923B
Truck 1 ton	98-Up	R	Dana 70U	MK923D
Truck 1 ton	88-98	R	Dana 80	MK943
Truck 1 ton	98-Up	R	Dana 80	MK943B
Versailles	77-80	R	9" w/ 31 spline	MK928
Zephyr	79-83	R	7.5"	MK924
Zephyr	78-79	R	8"	MK925

GENERAL MOTORS				
Apollo	73-77	R	8.5"	MK908
Astro	85-98	R	7.5"	MK903
Astro	99-Up	R	7.5"	MK903C
Avalanche	02-Up	F	8.25"	MK907J
Avalanche	02-Up	F	9.25"	MK913C
Avalanche	02-Up	R	8.5"	MK908B
Avalanche	02-Up	R	9.5"	MK913B
Avalanche	02-Up	R	10.5"	MK914B
Avalanche	02-Up	R	Dana 60 w/ QuadraSteer	MK922C
Belair	55-64	R	8.2"	MK907G
Biscayne	55-64	R	8.2"	MK907G
Biscayne	71-74	R	8.5"	MK908

VEHICLE	YEAR	F-FRONT R-REAR	AXLE/RING GEAR	KIT SERIES
GENERAL MOTORS				
Blazer (S-10)	83-Up	F	7.25"	MK903A
Blazer (S-10)	83-98	R	7.5"	MK903
Blazer (S-10)	99-04	R	7.5"	MK903C
Blazer (Full Size)	88-94	F	8.25"	MK906
Blazer (Full Size)	77-91	F	8.5"	MK907
Blazer (Full Size)	68-80	F	Dana 44	MK915B
Blazer (Full Size)	71-94	R	8.5"	MK908
Blazer (Full Size)	80-81	R	8.5" (w/ LM603049/LM603012 Diff Side Brgs)	MK909
Blazer (Full Size)	70-94	R	8.5" w/ OE Posi	MK908D
Blazer (Full Size)	64-81	R	8.875"	MK910
Blazer (Full Size)	81-94	R	9.5"	MK913
Blazer (Full Size)	65-72	R	Dana 44	MK915B
Bravada	91-Up	F	7.25"	MK903A
Bravada	83-98	R	7.5"	MK903
Bravada	99-01	R	7.5"	MK903C
Bravada	02-Up	R	8"	MK903D
Bravada	02	R	8.6"	MK908B
Bravada	03-Up	R	8.6"	MK907K
Buick Full Size	75-80	R	7.5" w/ 3" OD pinion head brg.	MK903B
Buick Full Size	81-86	R	7.5"	MK903
Buick Full Size	64-71	R	8.2"	MK907H
Buick Full Size	71-96	R	8.5"	MK908
Buick Mid Size	73-80	R	7.5" w/ 3" OD pinion head brg.	MK903B
Buick Mid Size	81-87	R	7.5"	MK903
Camaro	82-98	R	7.5"	MK903
Camaro	99-02	R	7.5"	MK903C
Camaro	87-90	R	7.75" 9 Bolt Cover	MK904
Camaro	67-70	R	8.2"	MK905
Camaro	70-81	R	8.5"	MK908
Camaro	67-72	R	8.875"	MK911
Caprice	65-71	R	8.2"	MK905
Century	78-81	R	7.5"	MK903
Century	73-77	R	8.5"	MK908
Chevelle	64-72	R	8.2"	MK905
Chevelle	64-72	R	8.875"	MK911
Chevy Full Size	75-80	R	7.5" w/ 3" OD pinion head brg.	MK903B
Chevy Full Size	81-96	R	7.5"	MK903
Chevy Full Size	71-96	R	8.5"	MK908
Chevy II	55-64	R	8.2"	MK907G
Chevy II	64-72	R	8.2"	MK905
Chevy II	70-79	R	8.5"	MK908
Chevy II	65-72	R	8.875"	MK911
Chevy Mid Size	76-80	R	7.5" w/ 3" OD pinion head brg.	MK903B
Corvette	55-64	R	8.2"	MK907G
Corvette	63-79	R	8.5"	MK909
Corvette	80-83	R	Dana 44	MS915
Corvette All	84	R	Dana 44	MK915A
Corvette w/ MT	85-96	R	Dana 44 (w/ Manual Transmission)	MK915A
Corvette w/ AT	85-96	R	Dana 36 (w/ Automatic Transmission)	MK900
Corvette	97-Up	R	Getrag	MK918

VEHICLE	YEAR	F-FRONT R-REAR	AXLE/RING GEAR	KIT SERIES
GENERAL MOTORS				
Cutlass	78-88	R	7.5"	MK903
Cutlass	71-77	R	8.5"	MK908
El Camino	55-64	R	8.2"	MK907G
El Camino	64-71	R	8.2"	MK905
El Camino	71-77	R	8.5"	MK908
El Camino	65-72	R	8.875"	MK911
Electra	73-78	R	8.5"	MK908
Envoy	98-Up	F	7.25"	MK903A
Envoy	98	R	7.5"	MK903
Envoy	99-01	R	7.5"	MK903C
Envoy	02-Up	R	8"	MK903D
Envoy	02	R	8.6"	MK908B
Envoy	03-Up	R	8.6"	MK907K
Escalade	99-Up	F	8.25"	MK907J
Escalade	99-Up	F	9.25"	MK913C
Escalade	99-Up	R	8.5"	MK908B
Escalade	99-Up	R	9.5"	MK913B
Escalade	99-Up	R	10.5"	MK914B
Escalade	02-Up	R	Dana 60 w/ Quadrasteer	MK922C
F85 Olds	68-70	R	8.875"	MK911
Firebird	82-98	R	7.5"	MK903
Firebird	99-02	R	7.5"	MK903C
Firebird	87-90	R	7.75" 9 Bolt Cover	MK904
Firebird	67-70	R	8.2"	MK905
Firebird	70-81	R	8.5"	MK908
Firebird	67-72	R	8.875"	MK911
Grand National	84-87	R	8.5"	MK908
Grand Prix	78-87	R	7.5"	MK903
Grand Prix	71-77	R	8.5"	MK908
Grand Prix	70-72	R	8.875"	MK911
Gran Sport	73-84	R	8.5"	MK908
GTO	71-77	R	8.5"	MK908
GTO	65-72	R	8.875"	MK911
Hurst Olds	85-88	R	8.5"	MK908
Impala	65-72	R	8.2"	MK905
Impala	65-72	R	8.875"	MK911
Jimmy (S-15)	83-Up	F	7.25"	MK903A
Jimmy (S-15)	83-98	R	7.5"	MK903
Jimmy (S-15)	99-04	R	7.5"	MK903C
Jimmy (Full Size)	88-91	F	8.25"	MK906
Jimmy (Full Size)	77-91	F	8.5"	MK907
Jimmy (Full Size)	68-80	F	Dana 44	MK915B
Jimmy (Full Size)	71-91	R	8.5"	MK908
Jimmy (Full Size)	80-81	R	8.5" (w/ LM603049/LM603012 Diff Side Brgs)	MK909
Jimmy (Full Size)	70-91	R	8.5" w/ OE Posi	MK908D
Jimmy (Full Size)	64-81	R	8.875"	MK910
Jimmy (Full Size)	81-91	R	9.5"	MK913
Jimmy (Full Size)	65-72	R	Dana 44	MK915B

Differential Rebuild Kits



VEHICLE	YEAR	F-FRONT R-REAR	AXLE/RING GEAR	KIT SERIES
GENERAL MOTORS				
LeMans	71-77	R	8.5"	MK908
LeMans	64-72	R	8.875"	MK911
Lesabre	73-74	R	8.5"	MK908
Monte Carlo	81-88	R	7.5"	MK903
Monte Carlo	70-72	R	8.2"	MK905
Monte Carlo	71-83	R	8.5"	MK908
Monte Carlo	70-72	R	8.875"	MK911
Nova	64-72	R	8.2":	MK905
Nova	70-79	R	8.5"	MK908
Nova	65-72	R	8.875"	MK911
Olds Full Size	77-85	R	7.5"	MK903
Olds Full Size	64-71	R	8.2"	MK907H
Olds Full Size	71-92	R	8.5"	MK908
Olds Full Size	57-62	R	9.3" C axle	MK919
Omega	75-79	R	7.5"	MK903
Omega	73-79	R	8.5"	MK908
Phoenix	78-81	R	7.5"	MK903
Phoenix	71-77	R	8.5"	MK908
Pontiac Full Size	77-86	R	7.5"	MK903
Pontiac Full Size	64-71	R	8.2"	MK907H
Pontiac Full Size	71-89	R	8.5"	MK908
Pontiac Full Size	57-62	R	9.3" C axle	MK919
Rainier	04-Up	F	7.25"	MK903A
Rainier	04-Up	R	8"	MK903D
Rainier	04-Up	R	8.6"	MK907K
Regal	78-83	R	7.5"	MK903
Regal	73-77	R	8.5"	MK908
Roadmaster	71-74	R	8.5"	MK908
S10 / S15 / Sonoma	83-Up	F	7.25"	MK903A
S10 / S15 / Sonoma	83-98	R	7.5"	MK903
S10 / S15 / Sonoma	99-04	R	7.5"	MK903C
Safari	85-98	R	7.5"	MK903
Safari	99-Up	R	7.5"	MK903C
Series 150/210	55-64	R	8.2"	MK907G
Skylark	76-79	R	7.5"	MK903
Skylark	71-79	R	8.5"	MK908

VEHICLE	YEAR	F-FRONT R-REAR	AXLE/RING GEAR	KIT SERIES
GENERAL MOTORS				
Suburban	88-97	F	8.25"	MK906
Suburban	98-Up	F	8.25"	MK907J
Suburban	77-91	F	8.5"	MK907
Suburban	88-97	F	9.25"	MK912
Suburban	98-Up	F	9.25"	MK913C
Suburban	68-80	F	Dana 44	MK915B
Suburban	71-98	R	8.5"	MK908
Suburban	80-81	R	8.5" (w/ LM603049/LM603012 Diff Side Brgs)	MK909
Suburban	99-Up	R	8.5"	MK908B
Suburban	70-99	R	8.5" w/ OE Posi	MK908D
Suburban	64-81	R	8.875"	MK910
Suburban	81-97	R	9.5"	MK913
Suburban	98-Up	R	9.5"	MK913B
Suburban	73-88	R	10.5"	MK914
Suburban	88-97	R	10.5"	MK914A
Suburban	98-Up	R	10.5"	MK914B
Suburban	65-72	R	Dana 44	MK915B
Suburban	67-72	R	Dana 60	MK922
Suburban	02-Up	R	Dana 60 w/ Quadrasteer	MK922C
Tahoe	95-97	F	8.25"	MK906
Tahoe	98-Up	F	8.25"	MK907J
Tahoe	95-97	F	9.25"	MK912
Tahoe	98-Up	F	9.25"	MK913C
Tahoe	95-98	R	8.5"	MK908
Tahoe	99-Up	R	8.5"	MK908B
Tahoe	95-99	R	8.5" w/ OE Posi	MK908D
Tahoe	95-97	R	9.5"	MK913
Tahoe	98-Up	R	9.5"	MK913B
Tahoe	95-97	R	10.5"	MK914A
Tahoe	98-Up	R	10.5"	MK914B
Tahoe	02-Up	R	Dana 60 w/ Quadrasteer	MK922C
Trailblazer	02-Up	F	7.25"	MK903A
Trailblazer	02-Up	R	8"	MK903D
Trailblazer	02	R	8.6"	MK908B
Trailblazer	03-Up	R	8.6"	MK907K
Truck 1/2 ton	88-97	F	8.25"	MK906
Truck 1/2 ton	98-Up	F	8.25"	MK907J
Truck 1/2 ton	77-91	F	8.5"	MK907
Truck 1/2 ton	69-80	F	Dana 44	MK915B
Truck 1/2 ton	71-98	R	8.5"	MK908
Truck 1/2 ton	80-81	R	8.5" (w/ LM603049/LM603012 Diff Side Brgs)	MK909
Truck 1/2 ton	99-Up	R	8.5"	MK908B
Truck 1/2 ton	70-99	R	8.5" w/ OE Posi	MK908D
Truck 1/2 ton	64-81	R	8.875"	MK910
Truck 1/2 ton	88-97	R	9.5"	MK913
Truck 1/2 ton	98-Up	R	9.5"	MK913B
Truck 1/2 ton	65-72	R	Dana 44	MK915B
Truck 1/2 ton	02-Up	R	Dana 60 w/ Quadrasteer	MK922C

Differential Rebuild Kits



VEHICLE	YEAR	F-FRONT R-REAR	AXLE/RING GEAR	KIT SERIES
GENERAL MOTORS				
Truck 3/4 ton	77-91	F	8.5"	MK907
Truck 3/4 ton	88-97	F	9.25"	MK912
Truck 3/4 ton	98-Up	F	9.25"	MK913C
Truck 3/4 ton	68-80	F	Dana 44	MK915B
Truck 3/4 ton	79-95	R	8.5"	MK908
Truck 3/4 ton	80-81	R	8.5"	MK909
Truck 3/4 ton	77-99	R	8.5" w/ OE Posi	MK908D
Truck 3/4 ton	69-81	R	8.875"	MK910
Truck 3/4 ton	81-97	R	9.5"	MK913
Truck 3/4 ton	98-Up	R	9.5"	MK913B
Truck 3/4 ton	73-88	R	10.5"	MK914
Truck 3/4 ton	88-97	R	10.5"	MK914A
Truck 3/4 ton	98-Up	R	10.5"	MK914B
Truck 3/4 ton	67-72	R	Dana 60	MK922
Truck 3/4 ton	02-Up	R	Dana 60 w/ Quadrasteer	MK922C
Truck 1 ton	88-97	F	9.25"	MK912
Truck 1 ton	98-Up	F	9.25"	MK913C
Truck 1 ton	77-91	F	Dana 60	MK922
Truck 1 ton	83-95	R	9.5"	MK913
Truck 1 ton	72-88	R	10.5"	MK914
Truck 1 ton	88-97	R	10.5"	MK914A
Truck 1 ton	98-Up	R	10.5"	MK914B
Truck 1 ton	01-Up	R	11.5"	MK917
Truck 1 ton	73-91	R	Dana 60	MK922
Truck 1 ton	73-90	R	Dana 70	MK923
Truck 1 ton	73-94	R	Dana 70HD	MK923A
Truck 1 ton	84-91	R	Dana 70U	MK923B
Truck 1 ton	91-99	R	Dana 80	MK943
Yukon	92-97	F	8.25"	MK906
Yukon	98-Up	F	8.25"	MK907J
Yukon	92-97	F	9.25"	MK912
Yukon	98-Up	F	9.25"	MK913C
Yukon	92-98	R	8.5"	MK908
Yukon	99-Up	R	8.5"	MK908B
Yukon	92-99	R	8.5" w/ OE Posi	MK908D
Yukon	92-97	R	9.5"	MK913
Yukon	98-Up	R	9.5"	MK913B
Yukon	92-97	R	10.5"	MK914A
Yukon	98-Up	R	10.5"	MK914B
Yukon	02-Up	R	Dana 60 w/ Quadrasteer	MK922C
Ventura	78-81	R	7.5"	MK903
Ventura	71-77	R	8.5"	MK908

VEHICLE	YEAR	F-FRONT R-REAR	AXLE/RING GEAR	KIT SERIES
TOYOTA				
4 Runner	86-Up	F	7.5"	MK960
4 Runner	79-85	F	8" w/ 4 Cyl. Non-Turbo	MK961
4 Runner	79-Up	R	8" w/ 4 Cyl. Non-Turbo	MK961
4 Runner	87-Up	R	8" w/ V6 or 4 Cyl. Turbo	MK962
Landcruiser	90-97	F	FJ80 w/ Locking Differential	MK966
Landcruiser	90-97	F	FJ80 w/ Open Differential	MK966A
Landcruiser	75-Up	F/R	FJ40/60/62 w/ Open Differential	MK968
Landcruiser	90-97	R	FJ80 w/ Locking Differential	MK967
Landcruiser	90-97	R	FJ80 w/ Open Differential	MK967A
Supra	87-95	R	7.5" w/o Turbo	MK960
T100	95-98	R	Open Differential	MK965
Tacoma	95-Up	F	Open Differential	MK965A
Tacoma	9/95-9/96	R	Locking Differential	MK964
Tacoma	9/96-Up	R	Locking Differential	MK964A
Tacoma	95-Up	R	Open Differential	MK965
Truck	79-85	F	7.5"	MK960
Truck	86-94	F	7.5"	MK960
Truck	79-94	R	7.5"	MK960
Truck	86-94	R	7.5" w/ 4 Cyl. Non-Turbo	MK963
Truck	79-94	R	8" w/ 4 Cyl. Non-Turbo	MK961
Truck	86-94	R	8" w/ V6 or 4 Cyl. Turbo	MK962
Tundra	00-Up	R	Open Differential	MK965

Chrysler 8.25" Axle (10 Bolt Oval Cover)



REBUILD KIT		RING & PINION		CASE		INTERNAL KIT	
REBUILD KIT	DESCRIPTION	RING & PINION	RATIO / (TOOTH)	CASE	DESCRIPTION	INTERNAL KIT	DESCRIPTION
MK946 MK946A	1970-Up, All (except below) 1997-2001 Jeep Cherokee	M50-1-02 M50-1-04 M50-1-06	3.55 (39T-11T) 3.90 (43T-11T) 4.10 (41T-10T)	M50-3-02	Open Diff	M50-5-02	Open Diff

Chrysler 9.25" Axle (12 Bolt Oval Cover)



REBUILD KIT		RING & PINION		CASE		INTERNAL KIT	
REBUILD KIT	DESCRIPTION	RING & PINION	RATIO / (TOOTH)	CASE	DESCRIPTION	INTERNAL KIT	DESCRIPTION
MK949 MK949A	1969-2000 2001-Up	M50-1-10 M50-1-12 M50-1-14	3.55 (39T-11T) 3.90 (43T-11T) 4.10 (41T-10T)	M50-3-10	Open Diff	M50-5-10	Open Diff

Ford 7.5" Axle (10 Bolt Cover)



REBUILD KIT		RING & PINION		CASE		INTERNAL KIT	
REBUILD KIT	DESCRIPTION	RING & PINION	RATIO / (TOOTH)	CASE	DESCRIPTION	INTERNAL KIT	DESCRIPTION
MK924	1978-Up	M52-1-02 M52-1-04	3.73 (41T-11T) 4.10 (41T-10T)	M52-3-02	Open Diff	M52-5-02	Open Diff

Ford 8.8" Axle (10 Bolt Cover)



REBUILD KIT		RING & PINION		CASE		INTERNAL KIT	
REBUILD KIT	DESCRIPTION	RING & PINION	RATIO / (TOOTH)	CASE	DESCRIPTION	INTERNAL KIT	DESCRIPTION
MK926 MK926B MK926A	1980-Up, All w/ Solid Rear Axle 1997-Up Explorer, IFS 2002-Up Explorer, IRS	M52-1-10 M52-1-12 M52-1-14 M52-1-18	3.08 (40T-13T) 3.55 (39T-11T) 3.73 (41T-11T) 4.10 (41T-10T)	M52-3-02	Open Diff	M52-5-02	Open Diff

IRS = Independent Rear Suspension
IFS = Independent Front Suspension

Ford 9" Axle (Removable 10 Bolt Cover)



REBUILD KIT		RING & PINION		CASE		INTERNAL KIT	
REBUILD KIT	DESCRIPTION	RING & PINION	RATIO / (TOOTH)	CASE	DESCRIPTION	INTERNAL KIT	DESCRIPTION
MK927	1957-1970, w/ 1.62" ID x 2.89" OD side bearings	M52-1-20	3.50 (35T-10T)	M52-3-20	4 Pinion, 28 & 31 Spline, Open Diff	M52-5-20	2 Pinion, 28 Spline, Open Diff
MK928	1970-1986, w/ 1.78" ID x 2.89" OD side bearings	M52-1-22	3.70 (37T-10T)			M52-5-22	4 Pinion, 28 Spline, Open Diff
		M52-1-24	3.89 (35T-9T)			M52-5-24	2 Pinion, 31 Spline, Open Diff
		M52-1-26	4.11 (37T-9T)			M52-5-26	4 Pinion, 31 Spline, Open Diff

Ford 10.25" Axle (12 Bolt Cover)



REBUILD KIT		RING & PINION		CASE		INTERNAL KIT	
REBUILD KIT	DESCRIPTION	RING & PINION	RATIO / (TOOTH)	CASE	DESCRIPTION	INTERNAL KIT	DESCRIPTION
MK930	1985-1999	M52-1-30	3.73 (41T-11T)	M52-3-30	Open Diff	M52-5-30	Open Diff
		M52-1-32	3.73 (41T-11T)				
		M52-1-34	4.10 (41T-10T)				
		M52-1-36	4.10 (41T-10T)				
		(SEE NOTE)					

NOTE: Ford 10.25" Axle use 2 designs of pinion gear.
 Applications through 1992 use a short pinion gear (Approximately 8" Long, marked "E5") #M52-1-30 or #M52-1-34.
 Applications 1993-Up use a long pinion gear (Approximately 10" Long, marked "F3") #M52-1-32 or #M52-1-36.

GM 7.25" IFS Axle (10 Bolt Cover)

REBUILD KIT		RING & PINION		CASE		INTERNAL KIT	
REBUILD KIT	DESCRIPTION	RING & PINION	RATIO	CASE	RATIO	INTERNAL KIT	DESCRIPTION
MK903A	1983-Up, IFS	M54-1-02	3.42 (41-12)	M54-3-02	Open Diff	M54-5-02	Open Diff
		M54-1-04	3.73 (41-11)				
		M54-1-06	4.10 (41-10)				

GM is continued on next page ...

GM 7.5"/7.625 Axle (10 Bolt Cover)



REBUILD KIT		RING & PINION		INTERNAL KIT	
REBUILD KIT	DESCRIPTION	RING & PINION	RATIO / (TOOTH)	INTERNAL KIT	DESCRIPTION
MK903	Uses 3.125" OD pinion head bearing	M54-1-10	3.08 (40T-13T)	M54-5-10	GM 7.5" - 1989 & Earlier, 26 Spline
MK903B	Uses 3" OD pinion head bearing	M54-1-12	3.23 (42T-13T)	M54-5-12	GM 7.625" - 1989-On, 28 Spline
MK903C	1999-Up	M54-1-14	3.42 (41T-12T)		
See Application by Vehicle Section		M54-1-16	3.73 (41T-11T)		
		M54-1-18	4.10 (41T-10T)		

CASE	
CASE	DESCRIPTION
M54-3-10	GM 7.5" - 1989 & Earlier, 3.23 & higher, 26 spline, Open Diff
M54-3-12	GM 7.625" - 1989-Up, 3.08 & lower, 28 spline, Open Diff
M54-3-14	GM 7.625" - 1989-Up, 3.23 & higher, 28 spline, Open Diff

GM 8" Axle

REBUILD KIT		RING & PINION		CASE		INTERNAL KIT	
REBUILD KIT	DESCRIPTION	RING & PINION	RATIO / (TOOTH)	CASE	DESCRIPTION	INTERNAL KIT	DESCRIPTION
MK903D	2002-Up	M54-1-20	3.42	M54-3-20	Open Diff	M54-5-20	Open Diff
		M54-1-22	3.73				
		M54-1-24	4.10				

GM 8.25" IFS Axle

REBUILD KIT		RING & PINION		CASE		INTERNAL KIT	
REBUILD KIT	DESCRIPTION	RING & PINION	RATIO / (TOOTH)	CASE	DESCRIPTION	INTERNAL KIT	DESCRIPTION
MK906	1988-1997, IFS	M54-1-30	3.42 (41T-12T)	M54-3-30	Open Diff	M54-5-30	Open Diff
MK907J	1998-Up, IFS	M54-1-32	3.73 (41T-11T)				
		M54-1-34	4.10 (41T-10T)				

IFS = Independent Front Suspension

GM 8.5"/8.6" Axle (10 Bolt Cover)



10 HOLES
All exc. Corvette
& truck (80-81)



8 HOLES
Corvette



10 HOLES
Truck (80-81)

REBUILD KIT		RING & PINION		INTERNAL KIT	
REBUILD KIT	DESCRIPTION	RING & PINION	RATIO / (TOOTH)	INTERNAL KIT	DESCRIPTION
MK907	1970-1999, Fits Front & Rear w/Open Diff	M54-1-40	3.08 (40T-13T)	M54-5-40	1989 & Earlier, 28 Spline
MK908D	1970-1999, w/ OE Limited Slip Diff	M54-1-42	3.42 (41T-12T)	M54-5-42	1989-1998, 30 Spline
MK908B	1999-Up, Fits All Rear Diff	M54-1-44	3.73 (41T-11T)	N / A	1999-Mid 2000, 30 Spline (See Note)
MK909	1963-1979 Corvette & 1980-1981 Truck	M54-1-46	4.10 (41T-10T)	M54-5-44	Mid 2000-On, 30 Spline
			except Corvette		

Note: Must replace both case & internal kit with **M54-3-42** & **M54-5-44**.

CASE	
CASE	DESCRIPTION
M54-3-40	1998 & Earlier, Open Diff
N / A	1999-Mid 2000, Open Diff, Case open both sides (See Note)
M54-3-42	Mid 2000-On, Open Diff, Case open one side

GM 9.25" IFS Axle

REBUILD KIT		RING & PINION		CASE		INTERNAL KIT	
REBUILD KIT	DESCRIPTION	RING & PINION	RATIO / (TOOTH)	CASE	DESCRIPTION	INTERNAL KIT	DESCRIPTION
MK912	1988-1997, IFS	M54-1-50	3.42 (41T-12T)	M54-3-50	Open Diff	M54-5-50	Open Diff
MK913C	1998-Up, IFS	M54-1-52	3.73 (41T-11T)				
		M54-1-54	4.10 (41T-10T)				

GM 9.5" Axle (14 Bolt Cover)



REBUILD KIT		RING & PINION		CASE		INTERNAL KIT	
REBUILD KIT	DESCRIPTION	RING & PINION	RATIO / (TOOTH)	CASE	DESCRIP-TION	INTERNAL KIT	DESCRIPTION
MK913	1981-1997	M54-1-60	3.42 (41T-12T)	M54-3-50	Open Diff	M54-5-50	Open Diff
MK913B	1998-Up	M54-1-62	3.73 (41T-11T)				
		M54-1-64	4.10 (41T-10T)				

GM is continued on next page ...

Differential Hard Parts



GM 10.5" Axle (14 Bolt Cover)



REBUILD KIT		RING & PINION		CASE	
REBUILD KIT	DESCRIPTION	RING & PINION	RATIO / (TOOTH)	CASE	DESCRIPTION
MK914	1972-1988, with HM803149/10 pinion head bearing	M54-1-70	3.73 (41T-11T)	M54-3-70	4.10 & Lower Ratios, Open Diff
MK914A	1988-1997 with HM903249/10 pinion head bearing	M54-1-72	4.10 (41T-10T)	M54-3-72	4.56 & Higher Ratios, Open Diff
MK914B	1998-Up				
INTERNAL KIT					
INTERNAL KIT	DESCRIPTION			M54-5-70	Open Diff

Toyota 7.5" Axle (8 Bolt Cover) - Pickup & 4-Runner



REBUILD KIT		RING & PINION		CASE		INTERNAL KIT	
REBUILD KIT	DESCRIPTION	RING & PINION	RATIO / (TOOTH)	CASE	DESCRIPTION	INTERNAL KIT	DESCRIPTION
MK960	IFS	M56-1-02	4.10 (41T-10T)	N/A		N/A	
MK963	Rear Axle, w/ 4 Cyl. Non-Turbo	M56-1-04	4.56 (41T-9T)				
		M56-1-06	4.88 (39T-8T)				

Toyota 8" Axle (10 Bolt Cover) - Pickup & 4-Runner



REBUILD KIT		RING & PINION		CASE		INTERNAL KIT	
REBUILD KIT	DESCRIPTION	RING & PINION	RATIO / (TOOTH)	CASE	DESCRIPTION	INTERNAL KIT	DESCRIPTION
MK961	Rear Axle, w/ 4 Cyl. Non-Turbo	M56-1-10	4.11 (37T-9T)	N/A		M56-5-10	Open Diff
MK962	Rear Axle, w/ V6 & 4 Cyl. Turbo	M56-1-12	4.88 (39T-8T)				

DIFFERENTIAL FRICTIONS

MFG	MAKE	TOOTH	DIAMETER	THICKNESS	PART #
Ford	8.8" Limited (long ear)	2T	3.350 O.D.	.100	DF100
	9.75" / 10.25" / 10.5" Limited	2T	3.970 O.D.	.100	DF102
	8.8" Limited (short ear)	2T	3.350 O.D.	.100	DF104
	7.5" Limited	2T	2.970 O.D.	.100	DF106
	10.5" Truck	3T	3.970 O.D.	.100	DF108
	9" Limited (69-Up)	46T	4.900 O.D.	.065	DF110
		4T	4.900 O.D.	.085	DF111

AXLE BEARINGS

Axle	Application	Years	Description	Bearing & Seal Kit
CHRYSLER (Dodge)				
8.25	Truck	69-04		BR303
9.25	Truck	72-04	Std duty, w/ 1.62" ID x 2.53" OD brg	BR303
9.25	Truck	84-03	Heavy duty, w/ 1.70" ID x 2.99" OD brg	BR322
Dana 60	Truck	77-03	12"x2.5" brakes	BR318
Dana 60	Truck, 3/4 Ton	94-02	13"x2.5" brakes	BR306
Dana 60	Truck, 1 Ton	95-02	12"x3" brakes	BR306
Dana 60HD	Truck	80-93	12"x3" brakes	BR313
Dana 70	Truck, 3/4 Ton	72-94	12"x3" brakes, w/ 2.25" ID x 3.84" OD taper brg	BR306
Dana 70	Truck, 1 Ton	72-94	12"x3" brakes, w/ 2.25" ID x 4.12" OD taper brg	BR313
Dana 70	Truck, 1 Ton	80-94	12"x3" brakes, w/ 2.25" ID x 3.84" OD taper brg	BR306
Dana 70U	Truck, 3/4 Ton	94-00	13"x2.5" brakes	BR306
Dana 71	Truck	80-93	12"x3" brakes	BR313
Dana 80	Truck	94-01	13"x3.5" brakes	BR310
FORD				
7.5	Car	78-04		BR302
8.8	Car	78-04	Non-IRS	BR302
7.5	Truck	82-04		BR302
8.8	Truck	83-04		BR303
9	Truck	80-83	F-100 w/ 2800 Lb. axle	BR314
9	Truck	80-88	All w/ 3850 Lb. axle	BR317
9.75	Truck	97-04		BR322
10.25	Truck	80-04	Semi-floating axle, w/ cylindrical brg	BR322
10.25	Truck	85-98	Full-floating axle, w/ taper brg	BR312
10.5	Truck	99-04		N/A
Dana 30	Truck	87-90		BR320
Dana 44	Truck	75-83		BR315
Dana 60	Truck	80-02	Semi-floating axle, w/ cylindrical brg	BR322
Dana 60	Truck	68-04	Full-floating axle, w/ taper brg	BR308
Dana 61	Truck	80-02	Semi-floating axle, w/ cylindrical brg	BR322
Dana 61	Truck	68-04	Full-floating axle, w/ taper brg	BR308
Dana 70	Truck	68-04	Full-floating axle, w/ taper brg	BR308
Dana 80	Truck	90-98		BR311
GENERAL MOTORS				
7.5 / 7.625	Car	73-02		BR302
7.75 BW	Car	86-91	Camaro/Firebird, 9 bolt cover	N/A
8.5	Car	67-02	Camaro/Firebird	BR302
8.5	Car	64-88	Mid size	BR302
8.5	Car	77-96	Full size - Car	BR302
8.5	Car	77-96	Full size - Wagon, taxi, police	BR303
7.5 / 7.625	Truck	82-93		BR302
7.5 / 7.625	Truck	94-02	Axle code "C"	BR303
7.5 / 7.625	Truck	94-04	Axle code "K"	BR302
7.5 / 7.625	Truck	99-02	w/ LSD	BR304

AXLE BEARINGS

Axle	Application	Years	Description	Bearing & Seal Kit
GENERAL MOTORS				
8.5	Truck	94-04	S-Series, w/ axle code "C"	BR303
8.5	Truck	94-02	S-Series, w/ axle code "K"	BR302
8.5	Truck	95-04	S-Series, all w/ LSD	BR305
8.5	Truck	71-91	C, K, R & V-Series, 2.53" OD bearing	BR303
8.5	Truck	88-04	C & K-Series, 2.79" OD bearing	BR305
8.5	Truck	92-04	Blazer, Silverado, Tahoe	BR305
8.5	Van	73-95	G-Series	BR303
8.5	Van	96-02	G-Series	BR305
9.5	Truck	81-04		BR321
10.5	Truck	73-04		BR308
11.5	Truck	91-01		BR326
Dana 60	Truck	83-91		BR308
Dana 70	Truck	83-91		BR308

Eliminate four-wheel drive engagement problems with **4X4 POSI-LOK** Front Axle Cable Engagement System

- * Newer model 4x4 vehicles activate the front differential *internally* to provide four-wheel drive, unlike older model vehicles with locking wheel hubs, which tended to rust and stick.
- * GM, Ford, Dodge, and Jeep use a variety of controls, vacuum and electric, to engage the front axle which can malfunction and prevent four-wheel drive from occurring.
- * Diagnosis of the OE systems can be time consuming and repairs can be costly with no guarantee that repeat failure will not occur.
- * The 4x4 Posi-Lok system converts the vehicle over to a simple cable actuator which does not rely on vacuum hoses or sensors. Along with providing a positive engagement the 4x4 Posi-Lok can enable a *low range* two-wheel drive mode to aid in close quarter non-scuff turning.
- * The package contains everything required for the conversion and can be installed in a relatively short time.

POSI-LOK PACKAGES AND COMPONENTS

GM		
PL500	Package	83-03 S/T 10-15 Trucks, Blazer - w/ Vacuum Actuators
PL600	Package	88-98 K1500/2500, 92-99 Suburban - 6 Lug
PL800	Package	88-98 2500/3500, 92-98 Suburban - 8 Lug
PL1000	Perm-Lok	For PL600/800 Applications (Fixed Differential Engagement)
FORD		
PL750	Package	97-03 F-150
DODGE		
PL450	Package	85-93 W10-30, 85-93 Ramcharger/Trailduster - w/ Dana 44-60
PL400	Package	94-01 1500-3500 - w/ Dana 44-60
JEEP		
PL900	Package	84-91 Cherokee (XJ), 86-91 Comanche (MJ), 87-95 Wrangler (YJ) - w/ Dana 30
PL920	Package	For PL900 Applications w/ Lifted Body
PL100	Fork	Dodge/Jeep Applications - Listed above (Differential Fork)

RETURN POLICY

- Only defective parts or parts shipped in error by Transtar will be considered for return.
- All returns must be made within 30 days of purchase.
- Contact your sales representative for pre-approval and authorization. For local delivery orders, a RGA (reverse order) will be generated. For U.P.S. orders, a U.P.S. A.R.S. tag (Automated Return Service tag) will be issued on all authorized returns (defective parts or shipping errors only) within 2 business days of your call. Returns will not be accepted without pre-approval and authorization.
- All returned products must be in "new and saleable" condition.
- After the return arrives at the Transtar warehouse, it will be inspected. If it is determined to be defective (in our judgement), or was shipped in error, the customer will be credited at the purchase price. If, in our judgement, the part is not defective, or was not shipped in error by us, and it is in "new and saleable" condition, credit will be issued less a service charge (15% of the purchase price). If a credit is not in order, you will be notified with a full explanation.
- Special order items and electrical parts are not refundable.
- All information concerning the return must be included as required by the terms of our limited warranty.
- Finance Charge of 1% per month (12% annual rate) is charged on all past due accounts. Payments received without a remittance advice will be applied to the oldest amounts first.
- Please refer to the rear of your invoice for a full version of Transtar Industries Terms and Conditions.

LIMITED WARRANTY

All products supplied are warranted to be free from manufacturing defect. Any and all parts claimed defective must be returned prepaid freight for inspection with a written explanation of how they were installed and operated. Liability is limited strictly to the replacement of parts only and no claims for labor or consequential damages will be accepted. Except for such replacement, the sale, use or any other handling of our products is without liability or warranty whatsoever. No liability will be accepted for misuse, negligence or abuse causing damage, defect, injury or loss. All returns must have prior company approval and authorization.

CATALOG NOTICE

This catalog has been prepared from reliable information, and with the utmost of care. However, we cannot assume responsibility for errors, omissions, or misapplications. We reserve the right to make changes or modifications on individual components or kits without prior notice. All parts listed in this catalog are for replacement purposes only. The use of original equipment manufacturers' part numbers, trademarks or terminology is solely for the purpose of clarification and to help simplify selection of the proper replacement part. It is not intended to represent any part listed in this catalog as being that of the original equipment manufacturer, except those that are, and are so identified.

